


Product features



- Constant voltage LED driver
- Support DALI-2 push dimming, push CCT control
- Usable as DT6 (channel) or DT8 (Tunable White) driver
- Output current 0...3.33 A
- Max. output power 80 W
- DC emergency: Current output default value 15%
- For luminaires with protection class I, II
- 5 years warranty



Product specifications

161409 CU-DT8-24-80-220...240-TW

Output current	Input voltage	Output voltage	Efficiency @full load	Current accuracy	Power factor	Dimension LxWxH (mm)
0...3.33 A	220...240 Vac 220...240 Vdc	24 Vdc	89%	± 3%	0.9	309x33x21

Electrical specifications

Mains voltage supply

Rated input voltage range	220...240 Vac
Max. input voltage range	198...264 Vac
Rated frequency range	0/50/60 Hz
Max. input current	0.47 A @ 230 Vac

Battery operation

DC voltage range	220...240 Vdc
Max. DC voltage range	176...276 Vdc

Protection against voltage peaks

Withstand voltage	l/p-O/p: 3.75 kVac, < 5 mA 60 sec
Mains surge immunity	L-N 1 kV

Total harmonic distortion (THD)

At rated input voltage range @ full load	10%
--	-----

Output data

Output voltage tolerance	± 3% at rated input voltage range
Output PWM frequency	4000 Hz
No load output voltage	24 Vdc
Ripple output current	1% (ripple = peak/average total 100 Hz)
Output PstLM	≤ 1 at full load @ rated input voltage
Output SVM	≤ 0.4 at full load @ rated input voltage

Protection functions output side

Short circuit protection	Yes
Over current protection	Yes

Dimming operation and interface

Dimming range	0.1%~100%
Standby power consumption	0.3 W

Connection terminals

Wire cross section	Input wire: 0.5...2.5 mm ² @ Built-in ; 0.75...2.5 mm ² @ Independent Output wire: 0.5...1.5 mm ²
Wire stripping length	5...6 mm

Degree of protection

Protection rating	IP20
-------------------	------

Operating data

Connection terminal type	Input: 45° push in terminal; Output: 0° push in terminal
Maximum output current	0...3.33 A
Output voltage range	24 Vdc
Noise level	< 20 dB, at full load @ 100 cm distance

Circuit breaker / Inrush current

MCB loading quantity	Inrush current I _{peak} : 20.6 A			Inrush current T _{width} : 382 μs	
	MCB type	B10	C10	B16	C16
	Units	7	13	12	21

Supplementary instructions

- The luminaire manufacturer is responsible for measuring and verifying the EMI compliance of the complete luminaire, as the level of radio interference will vary depending on the luminaire construction. Especially primary and secondary cable lengths and their routing may have a significant effect on radio interference.
- For the push DIM function, please follow our instructions, which can be downloaded from www.cupower.com.

Protection

- Over current protection: Hiccup mode. Protection device will trigger when load current exceeds specified output current and will auto recover after the fault mode is removed.
- Short circuit protection: Hiccup mode. Protection device will trigger when short circuit and will auto recover after the fault mode is removed.

Environmental specifications

Operating temperature	-20...+50°C
Storage temperature	-40...+85°C
Working humidity	10%...90%
Store humidity	5%...90%
Lifetime	at Tc 90°C: 50,000 hrs; at Tc 80°C: 100,000 hrs; @ 230Vac
Maximum Tc temperature	90°C


Safety & EMC compliance

ENEC+CE
EN IEC 55015
EN IEC 61547
EN IEC 61000-3
EN 61000-3
EN 61347-1
EN 61347-2
EN IEC 62384
EN 61347-1
EN 61347-2
EN 62493

CCC
GB 17625
GB 17743
GB 19510
GB 19510.14

SAA
AS 61347.2
AS/NZS 61347.1+A1

Accessories (optional)



Art. 163519 XZ-CU-A

Driver incl: 2*XZ-CU-A

Dimensions	Length (mm)	Width (mm)	Height (mm)
XZ-CU-A	43.2	33	21
Driver incl: 2*XZ-CU-A	345	33	21

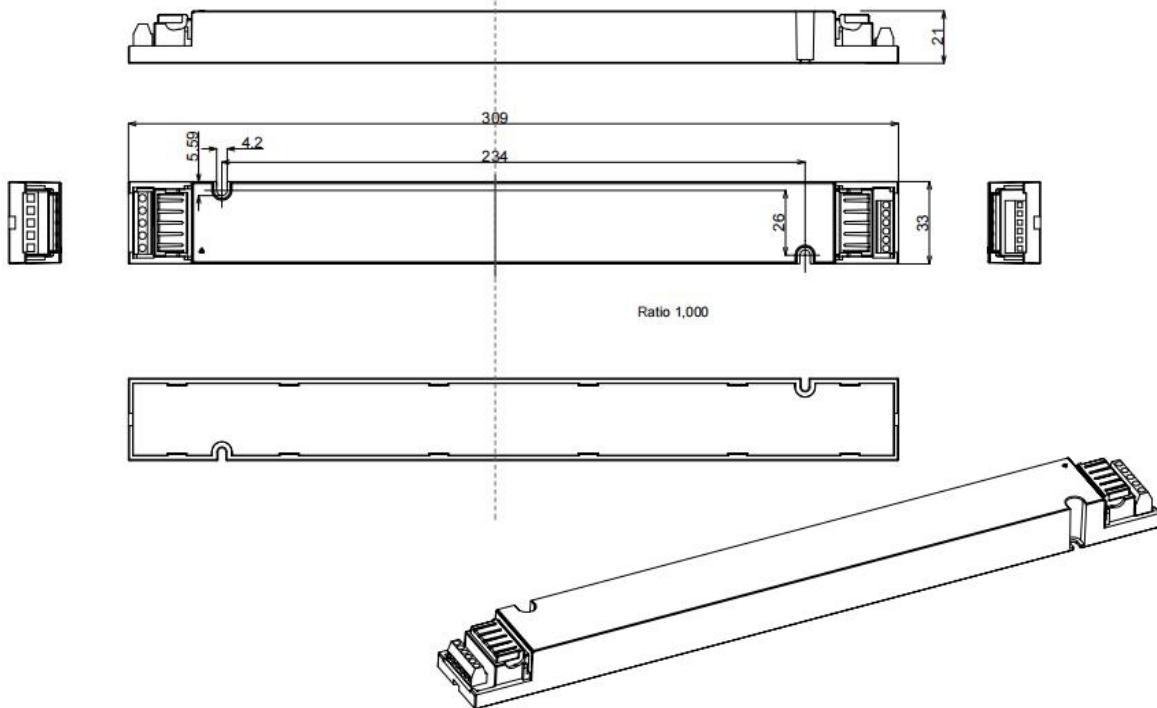
Dimensions

Housing dimensions


Length (L)	309 mm
Width (W)	33 mm
Height (H)	21 mm
Weight	0.18 kg

Packaging details

Packing units	25 pcs
Carton size	310 x 175x 140 mm
Weight	5.15 kg



Wiring diagram



- All connections must be as short as possible to ensure good EMI performance.
- The luminaire wire should keep a certain distance from the LED power supply and other wires (5 - 10 cm is preferred).
- No secondary switches are allowed.
- Incorrect wiring can damage the LED.
- The wire must be well protected against short circuit.

Technical information

