

Product features

- Built-in non isolated LED driver
- Flicker free LED driver
- Output current: 200 mA... 550 mA
- Max. output power 84 W
- Nominal life-time up to 50,000 h
- For luminaires with protection class I
- 5-year warranty



Product specifications

164097 XZ-LH80B-241055-A

Output current	Input voltage	Output voltage	Efficiency @full load	Current accuracy	Power factor	Dimension LxWxH (mm)
200...550 mA	220...240 Vac 220...240 Vdc	90...240 Vdc	94%	± 5%	0.9	193x30x21

Electrical specifications

Mains voltage supply

Rated input voltage range	220...240 Vac
Max. input voltage range	198...264 Vac
Rated frequency range	0/50/60 Hz
Max. input current	0.42 A @ 230 Vac

Battery operation

DC voltage range	220...240 Vdc
Max. DC voltage range	176...280 Vdc

Protection against voltage peaks

Withstand voltage	I/p-FG: 1.5 kVac, < 5 mA 60 sec
Mains surge immunity	L-N 1 kV, L-FG 2 kV, N-FG 2 kV

Total harmonic distortion (THD)

At rated input voltage range @ full load	15%
--	-----

Output data

Output current tolerance	± 5% at rated input voltage range
No load output voltage	300 Vdc
Ripple output current	5% (ripple = peak/average total 100 Hz)
Output PstLM	≤ 1 at full load @ rated input voltage
Output SVM	≤ 0.4 at full load @ rated input voltage

Protection functions output side

Overvoltage protection	The output voltage is less than or equal to 300 V
Short circuit protection	Hiccup mode. Protection device will trigger when short circuit and will auto recover after the fault mode is removed.

Dimming operation and interface

Standby power consumption	/
---------------------------	---

Connection terminals

Connection terminal type	45° push in terminal
Wire cross section	Input wire: 0.5...1.5 mm ² ; output wire: 0.2...1.5 mm ²
Wire stripping length	8...9 mm

Degree of protection

Protection rating	IP20
-------------------	------

Operating data

Output current range	DIP-switch adjusts the current: 200 mA; 250 mA; 300 mA; 350 mA; 400 mA; 450 mA; 500 mA; 550 mA
Default current	200 mA
Output voltage range	90...240 Vdc

Circuit breaker / Inrush current

MCB loading quantity	Inrush current Ipeak: 44.4 A			Inrush current Twidth: 156.1 μs	
	MCB type	B10	C10	B16	C16
	Units	9	15	15	25

Supplementary instructions

- The luminaire manufacturer is responsible for measuring and verifying the EMI compliance of the complete luminaire, as the level of radio interference will vary depending on the luminaire construction. Especially primary and secondary cable lengths and their routing may have a significant effect on radio interference.

Environmental specifications

Operating temperature	-40...+50°C
Storage temperature	-40...+80°C
Working humidity	10%...90%
Store humidity	5%...90%
Lifetime	at Tc 65°C: 100,000 hrs; at Tc 75°C: 50,000 hrs; at Tc 85°C: 25,000 hrs @ 230 Vac
Maximum Tc temperature	85°C

Safety & EMC compliance

ENEC+CE	CCC	SAA
EN 61347-1:2015/A1		AS 61347.2.13
EN 61347-2-13:2014/A1		AS/NZS 61347.1:2016+A1
EN 62384		
EN 61347-1:2015/A1		
EN 61347-2-13:2014/A1		

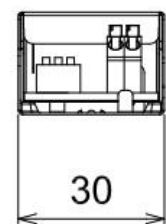
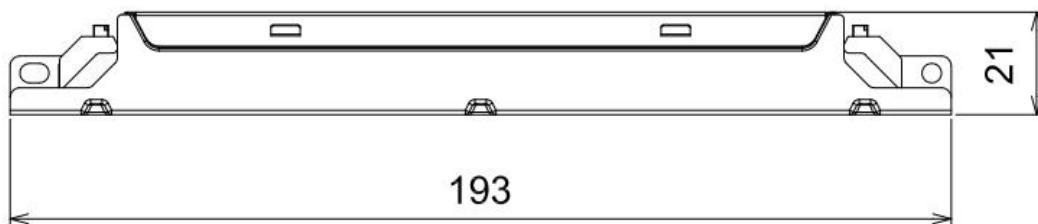
Dimensions

Housing dimensions


Length (L)	193 mm
Width (W)	30 mm
Height (H)	21 mm
Weight	0.14 kg

Packaging details

Packing units	60 pcs
Carton size	317 x 203 x 160 mm
Weight	8.8 kg

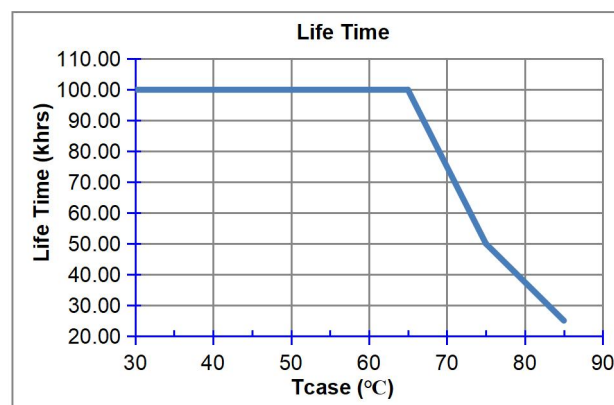
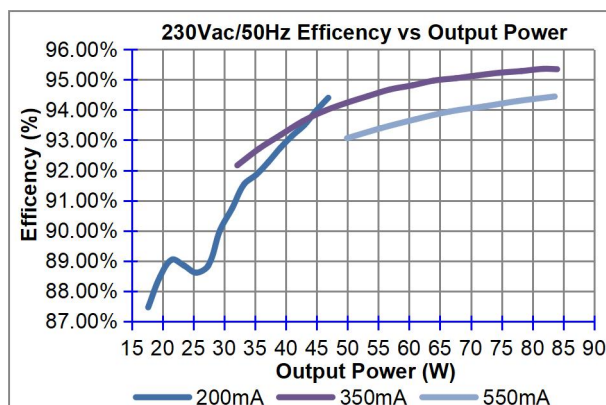
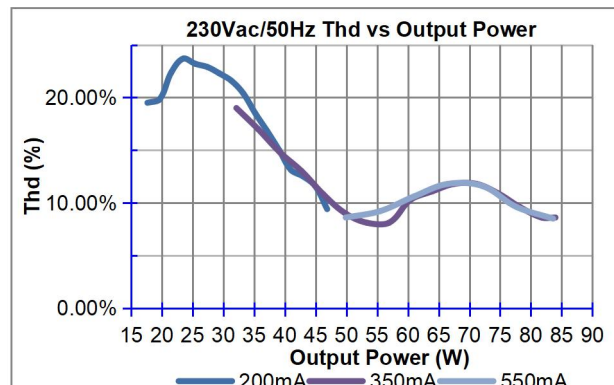
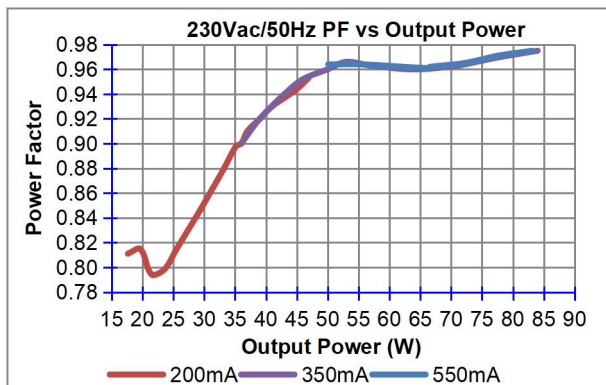


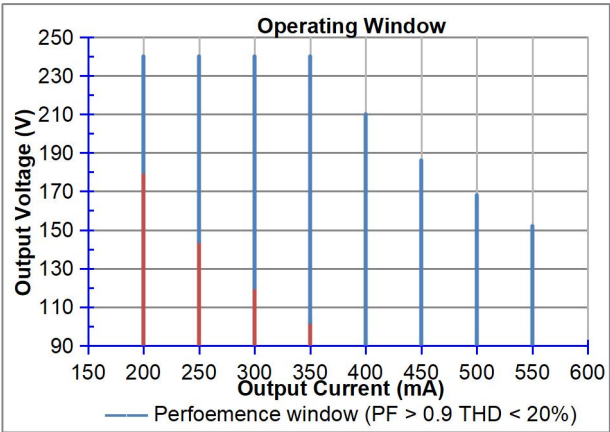
Wiring diagram



- All connections must be as short as possible to ensure good EMI performance.
- The luminaire wire should keep a certain distance from the LED power supply and other wires (5...10 cm is preferred).
- No secondary switches are allowed.
- Incorrect wiring can damage the LED.
- The wire must be well protected against short circuit.

Technical information





It's important to set the output current (AOC value) according to the LED voltage and make sure the power is within 84 W + 5%.

Adjustable output current with DIP-switch

Vout (V)	Pout (W)	Iout (mA)	1	2	3
90-240	48	200	-	-	-
90-240	60	250	-	-	ON
90-240	72	300	-	ON	-
90-240	84	350	-	ON	ON
90-210	84	400	ON	-	-
90-186	83.7	450	ON	-	ON
90-168	84	500	ON	ON	-
90-152	83.6	550	ON	ON	ON