


Product features

- Built-in isolated adjustable power LED driver
- Support DALI-2, Push Dimming
- NFC control adjusts the current
- Flicker free LED driver
- Output current 150...1050 mA
- Max. output power 40 W
- Constant lumen output (CLO)
- For luminaries of protection class I, II
- 5-year warranty



Product specifications

160983 ID CCCB 40/230/150-1050 DALI NFC FV1

Output current	Input voltage	Output voltage	Efficiency @full load	Current accuracy	Power factor	Dimension LxWxH (mm)
150...1050 mA	220...240 Vac 220...240 Vdc	5...52 Vdc	89%	±5%	0.9	150x29x21

Electrical specifications

Mains voltage supply

Rated input voltage range	220...240 Vac
Max. input voltage range	198...264 Vac
Rated frequency range	0/50/60 Hz
Max. input current	0.22 A @ 230 Vac

Battery operation

DC voltage range	220...240 Vdc
Max. DC voltage range	176...276 Vdc

Protection against voltage peaks

Withstand voltage	I/P-O/P: 3.75 kVac, < 5 mA 60 sec, I/P-DA: 1.5 kVac, O/P-DA: 1.5 kVac
Mains surge immunity	L-N 1 KV

Total harmonic distortion (THD)

At rated input voltage range @ full load	20%
--	-----

Output data

Output current tolerance	±5% at rated input voltage range
No load output voltage	59 Vdc
Ripple output current	5%(ripple = peak/average total 100 Hz)
Output PstLM	≤ 1 at full load @ rated input voltage
Output SVM	≤ 0.4 at full load @ rated input voltage

Protection functions output side

Overvoltage protection	The output voltage is less than or equal to 59 V
Overpower protection	The output power is less than or equal to 47 W

Dimming operation and interface

Standby power consumption	0.5 W
---------------------------	-------

Connection terminals

Connection terminal type	Push in terminal
Wire cross section	Input wire cross-section: 0.5 - 1.5 mm ² (independent: 0.75-1.5 mm ²) Output wire cross-section: 0.2 - 1.5 mm ²
Wire stripping length	8...9 mm

Degree of protection

Protection rating	IP20
-------------------	------

Operating data

Output current range	NFC control adjusts the current: 150...1050 mA
Default current	150 mA
Output voltage range	5...52 Vdc

Circuit breaker / Inrush current

MCB loading quantity	Inrush current I _{peak} : 7.02 A			Inrush current T _{width} : 40 μs	
	MCB type	B10	C10	B16	C16
	Units	36	36	58	58

Supplementary instructions

- The luminaire manufacturer is responsible for measuring and verifying the EMI compliance of the complete luminaire, as the level of radio interference will vary depending on the luminaire construction. Especially primary and secondary cable lengths and their routing may have a significant effect on radio interference.
- Risk of LEDs glow in dim-off condition, please consult engineers to avoid this issue.
- The recommended NFC communication distance: 5-15 mm.

Environmental specifications

Operating temperature	-20...+45°C
Storage temperature	-20...+85°C
Working humidity	10%...90%
Store humidity	5%...95%
Lifetime	at Tc 90°C: 50,000 hrs @ 230 Vac
Maximum Tc temperature	90°C

Safety & EMC compliance

ENEC+CE
EN 61347-1:2015/A1: 2021
EN 61347-2-13:2014/A1: 2017
EN 62384: 2020
EN 300 330 V2.11: 2017
EN 62479: 2010
EN50663: 2017
EN 301 489-1 V2.2.3: 2019
EN 301 489-3V2.3.2: 2023
EN 55015:2019/A11: 2020
EN 61547: 2009
EN 61000-3-2: 2019/A1: 2021
EN 61000-3-3: 2013/A2: 2021
EN62493: 2015/A1: 2022

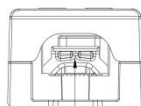
CCC

SAA
AS/61347.2.13: 2018
AS/NZS 61347.1: 2016+ A1 Lamp Control Gear- Part 2-13


Accessories (optional)



Art 161218 XZ-FLASH-A



Wire diameter
ϕ3.5--ϕ9.5mm



Dimensions	Length (mm)	Width (mm)	Height (mm)
XZ-FLASH-A	40.2	29	21
Driver incl:2 x XZ-FLASH-A	197.1	29	21

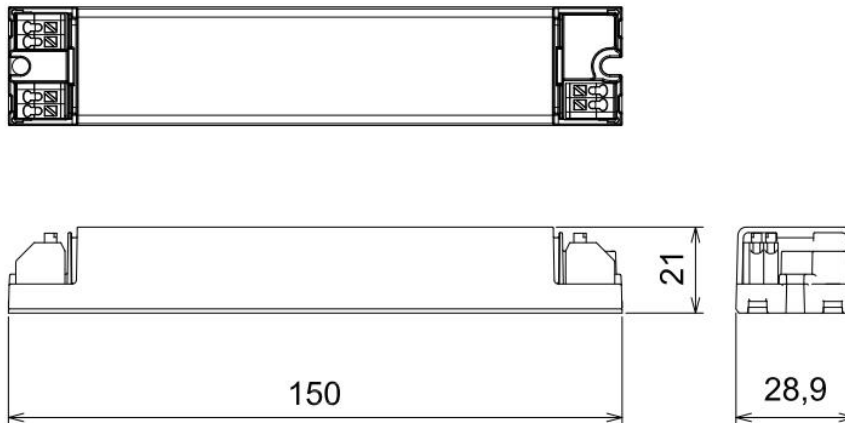
Dimensions

Housing dimensions

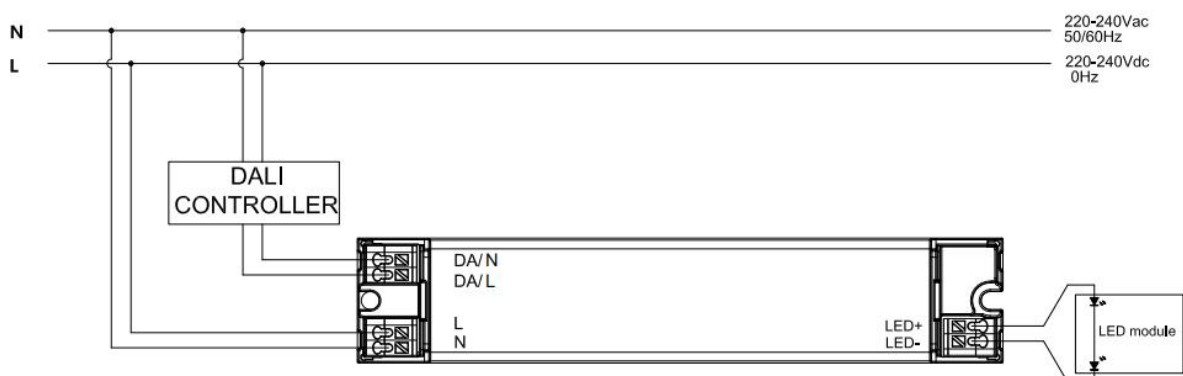
Length (L)	150 mm
Width (W)	29 mm
Height (H)	21 mm
Weight	0.1 kg

Packaging details

Packing units	30 pcs
Carton size	220 x 160 x 114 mm
Weight	3.2 kg

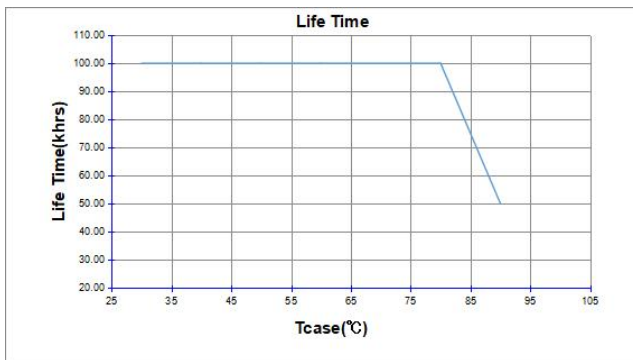
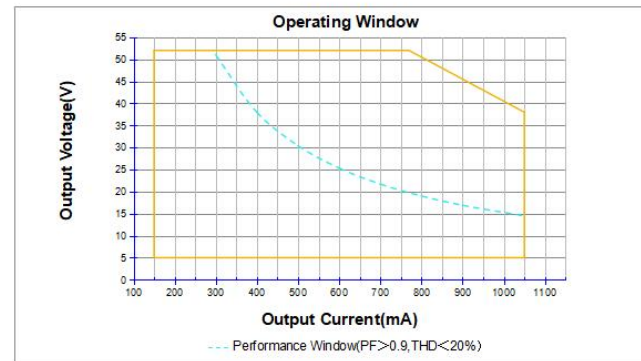
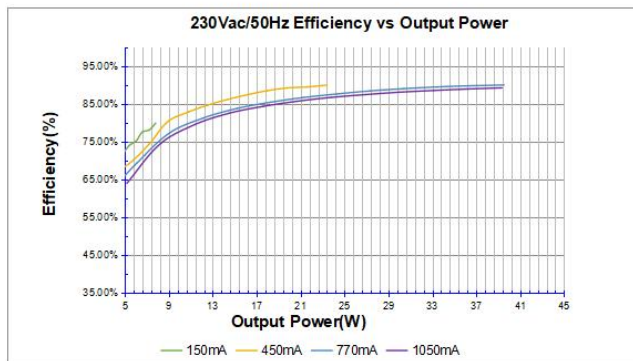
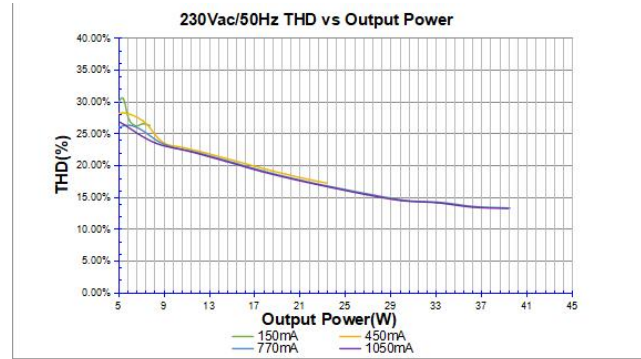
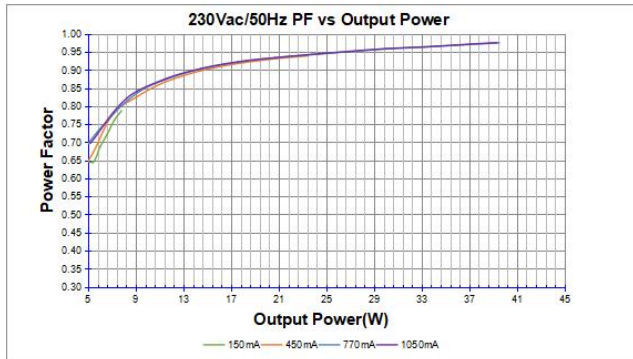


Wiring diagram



- All connections must be as short as possible to ensure good EMI performance.
- The luminaire wire should keep a certain distance from the LED power supply and other wires (5 - 10 cm is preferred).
- No secondary switches are allowed.
- Incorrect wiring can damage the LED.
- The wire must be well protected against short circuit.

Technical information



It's important to set output current (AOC value) according to LEDs voltage, make sure the power is within 40W +5%

Example of AOC settings

V LED (Vdc)	AOC max	Pout (W)
38	1050 mA	40
44	910 mA	40
48	833 mA	40
50	770 mA	40