

Product features

- Built-in adjustable power LED driver
- Flicker-free LED driver
- DIP control adjusts the current
- Output current 350...500 mA
- Max. output power 21 W
- For luminaires with protection class I, II
- 5 years warranty



Product specifications

162901 RD CCCB 21/230/350-500 DIP FV2

Output current	Input voltage	Output voltage	Efficiency @ full load	Current accuracy	Power factor	Dimension LxWxH (mm)
350 mA	220...240 Vac 198...250 Vdc	25...42 Vdc	85%	± 5%	0.95	97x43x30
400 mA			86%			
450 mA			87%			
500 mA			87.5%			

Electrical specifications

Mains voltage supply

Rated input voltage range	220...240 Vac
Max. input voltage range	198...264 Vac
Rated frequency range	0/50/60 Hz
Max. input current	0.15 A @ 230 Vac

Battery operation

Max. DC voltage range	198...250 Vdc
-----------------------	---------------

Protection against voltage peaks

Withstand voltage	I/p-O/p: 3.75 kVac, < 5 mA 60 sec
Mains surge immunity	L-N 1 kV

Total harmonic distortion (THD)

At rated input voltage range @ full load	15%
------------------------------------------	-----

Output data

Output current tolerance	± 5% at rated input voltage range
Turn on delay time	0.5 s at full load @ rated input voltage
No load output voltage	55 Vdc
Stroboscopic coefficient	1%
Output PstLM	≤ 1 at full load @ rated input voltage
Output SVM	≤ 0.4 at full load @ rated input voltage

Protection functions output side

Over voltage protection	Yes
Short circuit protection	Yes

Connection terminals

Connection terminal type	45° push in terminal
Wire cross section	Input and output wire: 0.5...1.5 mm ²
Wire stripping length	7...8 mm

Degree of protection

Protection rating	IP20
-------------------	------

Operating data

Set output current	DIP switch adjusts the current: 350...500 mA
Default current	350 mA
Output voltage range	25...42 Vdc
Noise level	< 20 dB, at full load @ 100 cm distance

Circuit breaker / Inrush current

MCB loading quantity	Inrush current I _{peak} : 10.85 A			Inrush current T _{width} : 248 μs	
	MCB type	B10	C10	B16	C16
	Units	23	39	38	63

Supplementary instructions

- The luminaire manufacturer is responsible for measuring and verifying the EMI compliance of the complete luminaire, as the level of radio interference will vary depending on the luminaire construction. Especially primary and secondary cable lengths and their routing may have a significant effect on radio interference.

Protection

- Over voltage protection: Hiccup mode. Protection device will trigger when load voltage exceeds specified output voltage and will auto recover after the fault mode is removed.
- Short circuit protection: Hiccup mode. Protection device will trigger when short circuit and will auto recover after the fault mode is removed.

Environmental specifications

Operating temperature	-20...+50°C
Storage temperature	-40...+80°C
Working humidity	10%...90%
Store humidity	5%...90%
Lifetime	at Tc 65°C: 50,000 hrs @ 230 Vac
Maximum Tc temperature	75°C


Safety & EMC compliance

ENEC+CE
EN 61347-1:2015/A1:2021
EN 61347-2-13:2014/A1:2017
EN IEC 62384:2020
EN 61347-1:2015/A1:2021
EN 61347-2-13:2014/A1:2017
EN 62493:2015

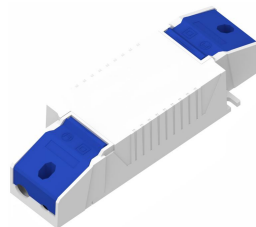
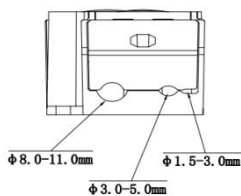
CCC

SAA


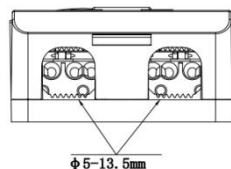
Accessories (optional)



Art 160037 XZ-ID-A



Art 160679 XZ-ID-LOOP-A



Dimensions	Length (mm)	Width (mm)	Height (mm)
XZ-ID-A	38	34	30
XZ-ID-LOOP-A	113.4	57.2	30
Driver incl. 2 x XZ-ID-A	143	43	30
Driver incl. XZ-ID-A + XZ-ID-LOOP-A	218.6	57.2	30

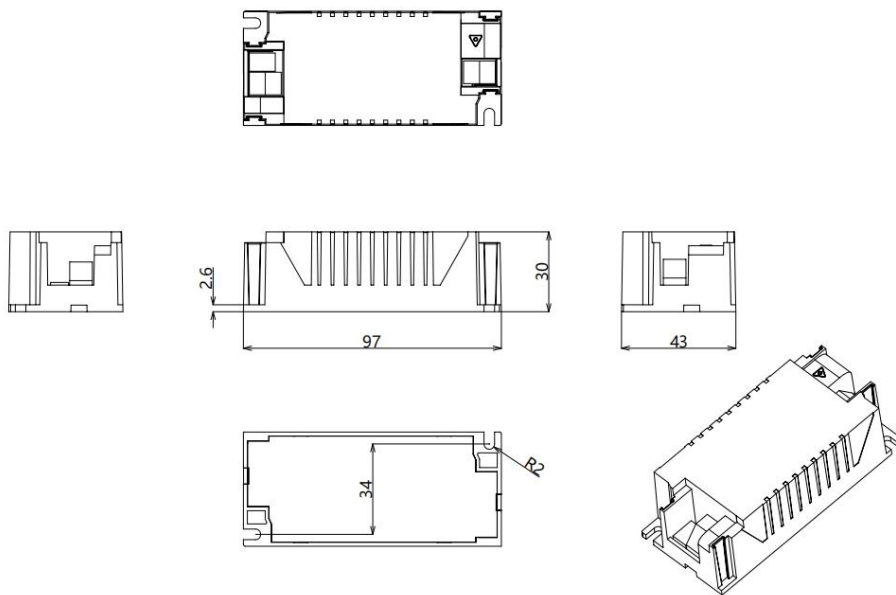
Dimensions

Housing dimensions

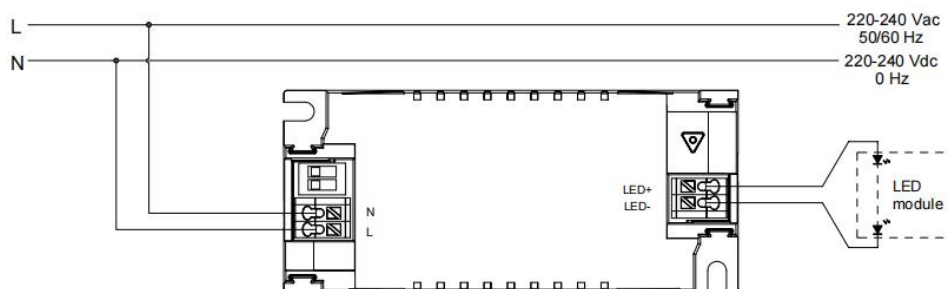
Length (L)	97 mm
Width (W)	43 mm
Height (H)	30 mm
Weight	0.090 kg

Packaging details

Packing units	45 pcs
Carton size	303 x 225 x 120 mm
Weight	4.7 kg

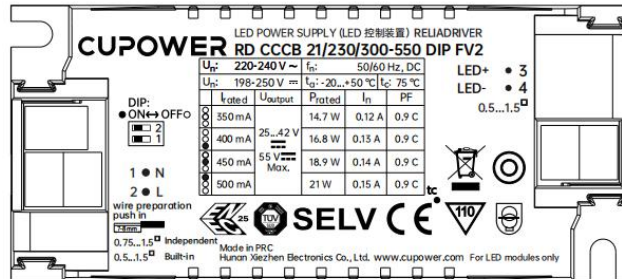


Wiring diagram



- All connections must be as short as possible to ensure good EMI performance.
- The luminaire wire should keep a certain distance from the LED power supply and other wires (5...10 cm is preferred).
- No secondary switches are allowed.
- Incorrect wiring can damage the LED.
- The wire must be well protected against short circuit.

Adjustable output current with dip-switch



Output Current	1	2
350 mA	OFF	OFF
400 mA	ON	OFF
450 mA	OFF	ON
500 mA	ON	ON

Technical information

