


Product features

- Built-in non isolated adjustable power LED driver
- NFC control adjusts the current
- Flicker free LED driver
- Output current 250...700 mA
- Max. output power 100 W
- For luminaries of protection class I
- 5-year warranty



Product specifications

160242 ID LCCB 100/230/250-700 NFC FV1

Output current	Input voltage	Output voltage	Efficiency @full load	Current accuracy	Power factor	Dimension LxWxH (mm)
250...700 mA	220...240 Vac 220...240 Vdc	50...220 Vdc	93%	± 5%	0.9	278x30x21

Electrical specifications

Mains voltage supply

Rated input voltage range	220...240 Vac
Max. input voltage range	198...264 Vac
Rated frequency range	0/50/60 Hz
Max. input current	0.52 A @ 230 Vac

Battery operation

DC voltage range	220...240 Vdc
Max. DC voltage range	176...276 Vdc

Protection against voltage peaks

Withstand voltage	l/p-FG: 1.5 kVac, < 5 mA 60 sec
Mains surge immunity	L-N 1 kV, L-FG 2 kV, N-FG 2 kV

Total harmonic distortion (THD)

At rated input voltage range @ full load	20%
--	-----

Output data

Output current tolerance	± 5% at rated input voltage range @ Pout ≥ 15 W
No load output voltage	≤ 250 Vdc
Ripple output current	5% (ripple = peak/average total 100 Hz)
Output PstLM	≤ 1 at full load @ rated input voltage
Output SVM	≤ 0.4 at full load @ rated input voltage

Protection functions output side

Overvoltage protection	The output voltage is less than or equal to 250 V
Overpower protection	The output power is less than or equal to 120 W
Short circuit protection	Hiccup mode. Protection device will trigger when short circuit and will auto recover after the fault mode is removed

Dimming operation and interface

Standby power consumption	-
---------------------------	---

Connection terminals

Connection terminal type	0° /45° push in terminal
Wire cross section	Input and output wire: 0.5...1.5 mm ²
Wire stripping length	7...8 mm

Degree of protection

Protection rating	IP20
-------------------	------

Operating data

Output current range	NFC control adjusts the current: 250...700 mA
Default current	250 mA
Output voltage range	50...220 Vdc

Circuit breaker / Inrush current

MCB loading quantity	Inrush current Ipeak: 25.4 A			Inrush current Twidth: 148 µs	
	MCB type	B10	C10	B16	C16
	Units	17	17	27	27

Supplementary instructions

- The luminaire manufacturer is responsible for measuring and verifying the EMI compliance of the complete luminaire, as the level of radio interference will vary depending on the luminaire construction. Especially primary and secondary cable lengths and their routing may have a significant effect on radio interference.
- For the push DIM function, please follow our instructions, which can be downloaded from www.cupower.com.

Environmental specifications

Operating temperature	-25... +55°C
Storage temperature	-40... +80°C
Working humidity	10%...90%
Store humidity	5%...90%
Lifetime	at Tc 75°C: 50,000 hrs, at Tc 65°C: 100,000 hrs, @ 230 Vac
Maximum Tc temperature	85°C

Safety & EMC compliance

ENEC+CE
EN 61347-2-13:2014/A1:2017
EN 61347-1:2015
EN 62384:2006/A1:2009
EN 55015:2019/A11:2020
EN 61000-3-2:2019
EN 61000-3-3:2013
EN 61547:2009
EN 300 330 V2.1.1:2017

CCC
GB17625.1-2012
GB/T17743-2017
GB/19510.1-2009
GB19510.14-2009

SAA
AS/NZS IEC 61347.2.13.2013
AS/NZS 61347.1:2016

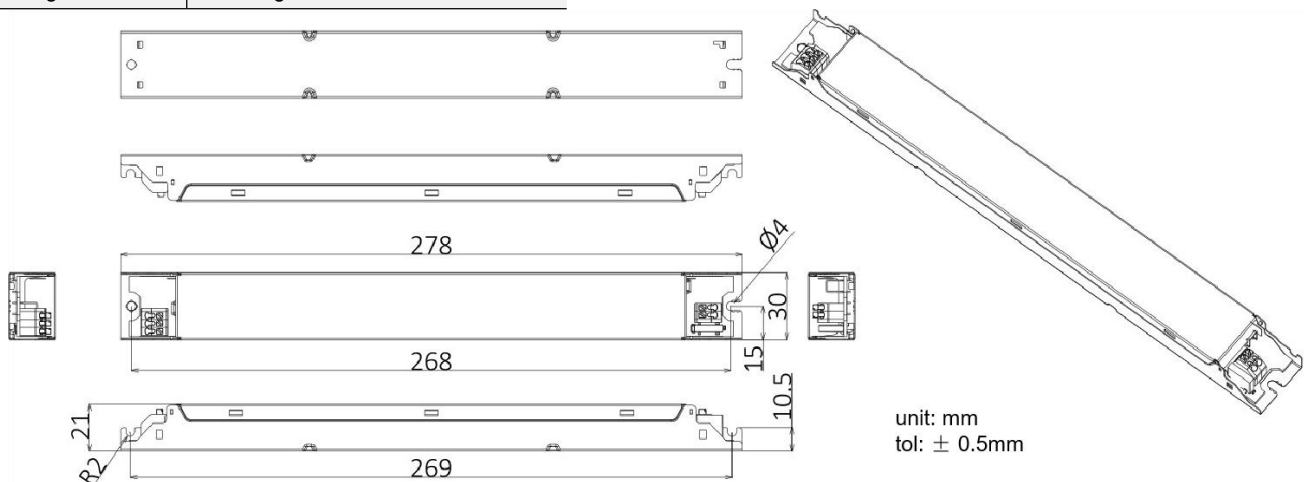
Dimensions

Housing dimensions


Length (L)	278 mm
Width (W)	30 mm
Height (H)	21 mm
Weight	0.196 kg

Packaging details

Packing units	56 pcs.
Carton size	375 x 325 x 185 mm
Weight	11.5 kg

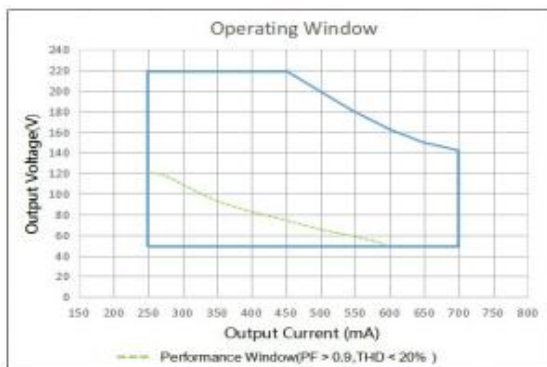
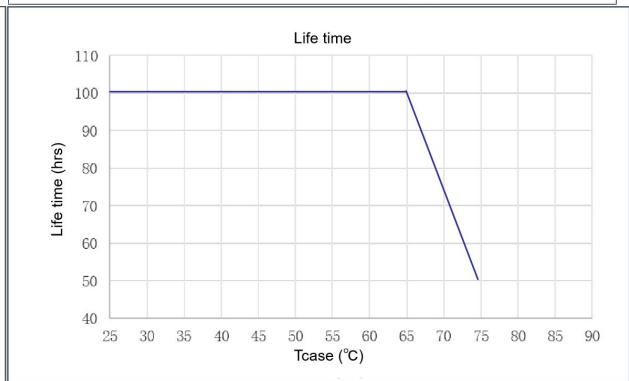
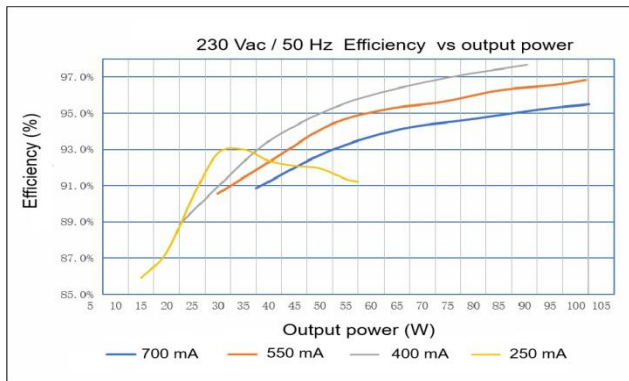
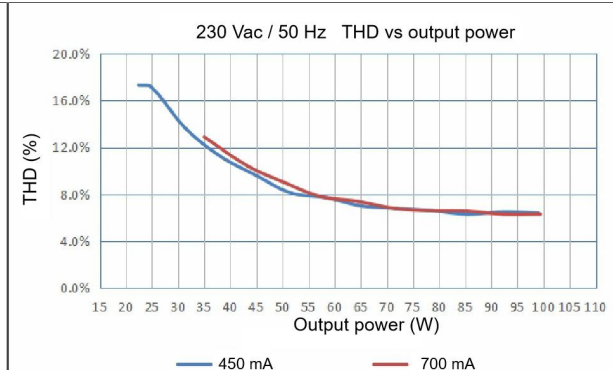
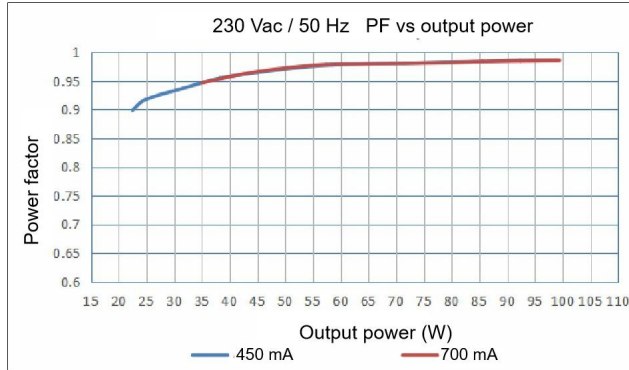


Wiring diagram



- All connections must be as short as possible to ensure good EMI performance.
- The luminaire wire should keep a certain distance from the LED power supply and other wires (5...10 cm is preferred).
- No secondary switches are allowed.
- Incorrect wiring can damage the LED.
- The wire must be well protected against short circuit.

Technical information



It's important to set the output current (AOC value) according to the LED voltage and make sure the power is within 300 W + 5%.

Example of AOC settings

V LED (Vdc)	AOC max	Pout (W)
220	454 mA	100
200	500 mA	100
180	555 mA	100
142.9	700 mA	100