

### Product features

- 0-10 V adjustable power color temperature LED driver
- Flicker LED driver
- 12 V 0.1 A Auxiliary source
- Output current 1000...1500 mA
- Max. output power 57 W
- For luminaires with protection class I
- 5 years warranty



### Product specifications

164325 XZ-SH60B-380150-125100-Y-H

Output current	Input voltage	Output voltage	Efficiency @ full load	Current accuracy	Power factor	Dimension LxWxH (mm)
1500 mA	120 Vac	30...38 Vdc	88.5%	± 5%	0.9	270x27x19.7
1250 mA			88.5%			
1000 mA			89%			
1500 mA	347 Vac		88.5%		0.85	
1250 mA			88%			
1000 mA			87.5%			

### Electrical specifications

#### Mains voltage supply

Rated input voltage range	120...347 Vac
Max. input voltage range	108...380 Vac
Rated frequency range	50/60 Hz
Max. input current	0.7 A @ 120 Vac

#### Protection against voltage peaks

Withstand voltage	I/p-O/p: 1.8 kVac, < 5 mA 60 s; I/p-FG: 1.8 kVac, < 5 mA 60 s I/p-DIM: 1.8 kVac, < 5 mA 60 s; DIM-FG: 0.6 kVac, < 5 mA 60 s O/p-FG: 0.6 kVac, < 5 mA 60 s
Mains surge immunity	L-N 1kV, L-FG 2 kV, N-FG 2 kV

#### Total harmonic distortion (THD)

At rated input voltage range @ full load	20%
--	-----

### Output data

Output current tolerance	± 5% at rated input voltage range
No load output voltage	55 Vdc
Stroboscopic coefficient	30%
Inrush current	50 A at rated input voltage range @ full load
Turn-on Delay time	≤ 0.75 s at full load @ low rated input voltage, ≤ 0.5 s at full load @ high rated Input voltage

### Protection functions output side

Over voltage protection	Yes
Short circuit protection	Yes

### Connection terminals

Connection terminal type	45° push in terminal
Wire cross section	Input and output wire: 16-24 AWG
Wire stripping length	8...9 mm

### Operating data

Default current	1000 mA
Output voltage range	30...38 Vdc
Noise level	< 20 dB, at full load @ 100 cm distance

### Supplementary instructions

- Meet FCC requirements, The power supply is used in combination with the terminal equipment as a part of the whole lamp. Because the EMC performance is affected by LED lamps and wiring, the terminal is set In case the manufacturer needs to reconfirm the EMC of the whole device.
- The outputs of drivers cannot be in paralleled.

### Protection

- Over voltage protection: Hiccup mode. protection device will trigger when load voltage exceeds specified output voltage and will auto recover after the fault mode is removed.
- Short circuit protection: Hiccup mode. protection device will trigger when short circuit and will auto recover after the fault mode is removed.

### Environmental specifications

Operating temperature	-20...+50°C
Storage temperature	-40...+80°C
Working humidity	10%...90%
Store humidity	5%...90%
Lifetime	at Tc 65°C (Tc at CY3): 50,000 hrs
Maximum Tc temperature	70°C

### Safety & EMC compliance

UL
UL8750
UL1310-CLASS 2
CAN/CSA C22.2 No. 250.13

CCC

SAA

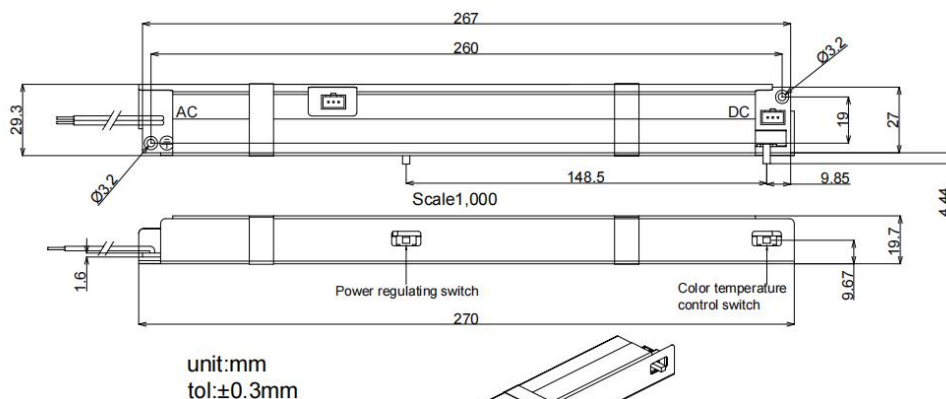
### Dimensions

#### Housing dimensions

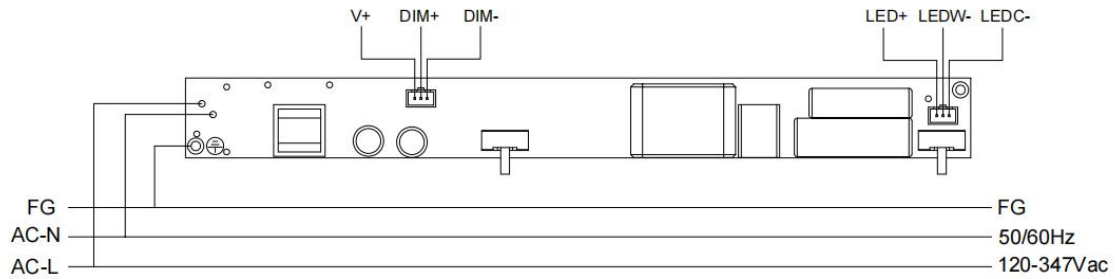
Length (L)	270 mm
Width (W)	27 mm
Height (H)	19.7 mm
Weight	0.145 kg

#### Packaging details

Packing units	60 pcs
Carton size	332 x 297 x 186 mm
Weight	9.7 kg

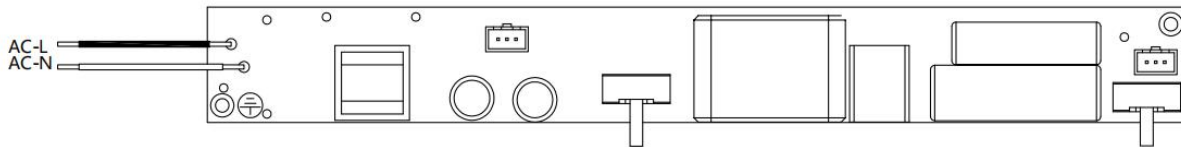


### Wiring diagram



- All connections must be as short as possible to ensure good EMI performance.
- The luminaire wire should keep a certain distance from the LED power supply and other wires (5 - 10 cm is preferred).
- Incorrect wiring can damage the LED.
- The product must be well grounded.

### Switch diagram



Input wire	UL1015 18 AWG (White and Black)
------------	---------------------------------

### Technical information

