


Product features

- 0-10 V adjustable power color temperature LED driver
- Flicker-free LED driver
- 12 V 0.1 A Auxiliary source
- Output current 1000...1500 mA
- Max. output power 57 W
- For luminaires with protection class I
- 5 years warranty



Product specifications

164288 XZ-SH60B-380150-125100-W-H

| Output current | Input voltage | Output voltage | Efficiency @ full load | Current accuracy | Power factor | Dimension LxWxH (mm) |
|----------------|---------------|----------------|------------------------|------------------|--------------|----------------------|
| 1500 mA | 120 Vac | 30...38 Vdc | 86.5% | ± 5% | 0.9 | 270x27x19.7 |
| 1250 mA | | | 87% | | | |
| 1000 mA | | | 87% | | | |
| 1500 mA | 347 Vac | | 86.5% | | 0.85 | |
| 1250 mA | | | 86% | | | |
| 1000 mA | | | 85.5% | | | |

Electrical specifications

Mains voltage supply

| | |
|---------------------------|-----------------|
| Rated input voltage range | 120...347 Vac |
| Max. input voltage range | 108...380 Vac |
| Rated frequency range | 50/60 Hz |
| Max. input current | 0.7 A @ 120 Vac |

Protection against voltage peaks

| | |
|----------------------|---|
| Withstand voltage | I/p-O/p: 1.8 kVac, < 5 mA 60 s; I/p-FG: 1.8 kVac, < 5 mA 60 s I/p-DIM: 1.8 kVac, < 5 mA 60 s; DIM-FG: 0.6 kVac, < 5 mA 60 s O/p-FG: 0.6 kVac, < 5 mA 60 s |
| Mains surge immunity | L-N 1kV, L-FG 2 kV, N-FG 2 kV |

Total harmonic distortion (THD)

| | |
|--|-----|
| At rated input voltage range @ full load | 20% |
|--|-----|

Output data

| | |
|--------------------------|--|
| Output current tolerance | ± 5% at rated input voltage range |
| No load output voltage | 55 Vdc |
| Stroboscopic coefficient | 5% |
| Inrush current | 50 A at rated input voltage range @ full load |
| Turn-on Delay time | ≤ 0.75 s at full load @ low rated input voltage, ≤ 0.5 s at full load @ high rated Input voltage |

Protection functions output side

| | |
|--------------------------|-----|
| Over voltage protection | Yes |
| Short circuit protection | Yes |

Connection terminals

| | |
|--------------------------|----------------------------------|
| Connection terminal type | 45° push in terminal |
| Wire cross section | Input and output wire: 16-24 AWG |
| Wire stripping length | 8...9 mm |

Operating data

| | |
|----------------------|---|
| Default current | 1000 mA |
| Output voltage range | 30...38 Vdc |
| Noise level | < 20 dB, at full load @ 100 cm distance |

Supplementary instructions

- Meet FCC requirements, The power supply is used in combination with the terminal equipment as a part of the whole lamp. Because the EMC performance is affected by LED lamps and wiring, the terminal is set In case the manufacturer needs to reconfirm the EMC of the whole device.
- The outputs of drivers cannot be in paralleled.

Protection

- Over voltage protection: Hiccup mode. protection device will trigger when load voltage exceeds specified output voltage and will auto recover after the fault mode is removed.
- Short circuit protection: Hiccup mode. protection device will trigger when short circuit and will auto recover after the fault mode is removed.

Environmental specifications

| | |
|------------------------|------------------------------------|
| Operating temperature | -20...+50°C |
| Storage temperature | -40...+80°C |
| Working humidity | 10%...90% |
| Store humidity | 5%...90% |
| Lifetime | at Tc 65°C (Tc at CY3): 50,000 hrs |
| Maximum Tc temperature | 70°C |

Safety & EMC compliance

| UL |
|--------------------------|
| UL8750 |
| UL1310-CLASS 2 |
| CAN/CSA C22.2 No. 250.13 |
| |
| |

| CCC |
|-----|
| |
| |
| |
| |
| |

| SAA |
|-----|
| |
| |
| |
| |
| |

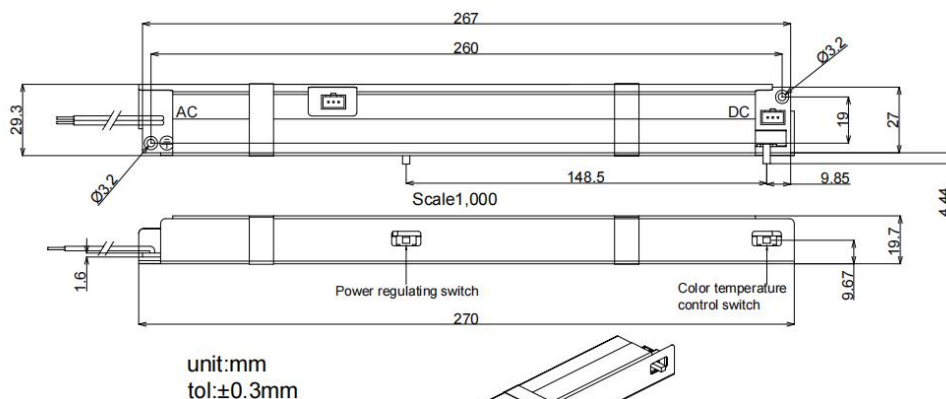
Dimensions

Housing dimensions

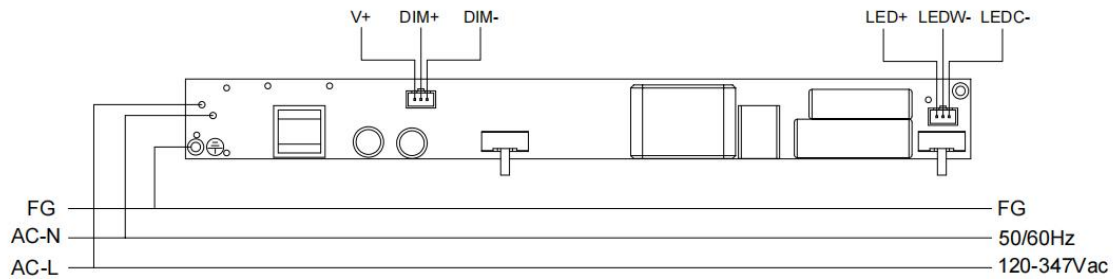
| | |
|------------|----------|
| Length (L) | 270 mm |
| Width (W) | 27 mm |
| Height (H) | 19.7 mm |
| Weight | 0.145 kg |

Packaging details

| | |
|---------------|--------------------|
| Packing units | 60 pcs |
| Carton size | 332 x 297 x 186 mm |
| Weight | 9.7 kg |

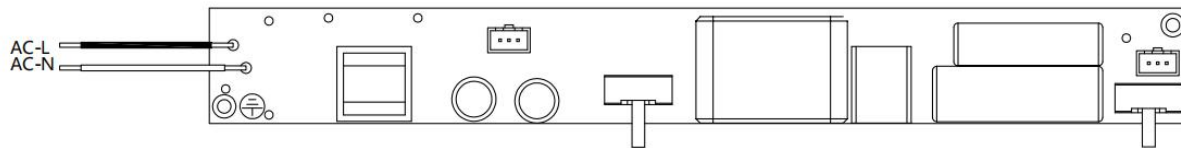


Wiring diagram



- All connections must be as short as possible to ensure good EMI performance.
- The luminaire wire should keep a certain distance from the LED power supply and other wires (5 - 10 cm is preferred).
- Incorrect wiring can damage the LED.
- The product must be well grounded.

Switch diagram



| | |
|------------|---------------------------------|
| Input wire | UL1015 18 AWG (White and Black) |
|------------|---------------------------------|

Technical information

