

### Product features

- Bluetooth dimming adjustable power LED driver
- Flicker-free LED driver
- Current setting by dip switch
- Output current 100...350 mA
- Max. output power 14.7 W
- For luminaires with protection class II
- 5 years warranty



### Product specifications

161683 CSP033-0420350-S

Output current	Input voltage	Output voltage	Efficiency @full load	Current accuracy	Power factor	Dimension LxWxH (mm)
100 mA	220...240 Vac	2.5...42 Vdc	75%	± 15 mA	0.8	126x38x25
150 mA			78%		0.9	
200 mA			80%			
250 mA			82%	± 5%		
300 mA			84%			
350 mA			85%			

### Electrical specifications

#### Mains voltage supply

Rated input voltage range	220...240 Vac
Max. input voltage range	198...264 Vac
Rated frequency range	50/60 Hz
Max. input current	0.1 A @ 230 Vac

#### Protection against voltage peaks

Withstand voltage	I/p-O/p: 3.75 kVac, < 5 mA 60 sec
Mains surge immunity	L-N 1 kV

#### Total harmonic distortion (THD)

At rated input voltage range @ full load 20%

## Output data

Output current tolerance	100-250 mA $\pm$ 15 mA at rated input voltage range
Output current tolerance	300-350 mA $\pm$ 5% at rated input voltage range
No load output voltage	55 Vdc
Turn on delay time	0.5 s at full load @ low rated input voltage
Output PstLM	$\leq$ 1 at full load @ rated input voltage
Output SVM	$\leq$ 0.4 at full load @ rated input voltage

## Protection functions output side

Short circuit protection	Yes
--------------------------	-----

## Dimming operation and interface

Standby power consumption	$\leq$ 0.5 W
---------------------------	--------------

## Connection terminals

Connection terminal type	45° Push in terminal
Wire cross section	Input wire: 0.75...1.5 mm <sup>2</sup> ; Output wire: 0.5...1.5 mm <sup>2</sup>
Wire stripping length	8...9 mm

## Degree of protection

Protection rating	IP20
-------------------	------

## Operating data

Set output current	DIP switch adjusts the current: 100-350 mA
Default current	100 mA
Output voltage range	2.5...42 Vdc
Noise level	< 20 dB, at full load @ 100 cm distance

## Circuit breaker / Inrush current

	Inrush current I <sub>peak</sub> : 6 A		Inrush current T <sub>width</sub> : 47 $\mu$ s		
MCB loading quantity	MCB type	B10	C10	B16	C16
	Units	76	76	122	122

## Supplementary instructions

- The luminaire manufacturer is responsible for measuring and verifying the EMI compliance of the complete luminaire, as the level of radio interference will vary depending on the luminaire construction. Especially primary and secondary cable lengths and their routing may have a significant effect on radio interference.

## Protection

- Over voltage protection: Hiccup mode. Protection will trigger when load voltage exceed specified output voltage and will auto recover after the fault mode is removed.
- Short circuit protection: Hiccup mode. Protection device will trigger when short circuit and will auto recover after the fault mode is removed.

## Environmental specifications

Operating temperature	-20...+45°C
Storage temperature	-40...+85°C
Working humidity	10%...90%
Store humidity	5%...90%
Lifetime	at Tc 75°C: 50,000 hrs; @ 230 Vac
Maximum Tc temperature	75°C

## Safety & EMC compliance

ENEC+CE	CCC	SAA
/	GB 17625.1-2022	/
/	GB/T 17743-2021	/
/	GB 19510.1-2009	
/	GB 19510.14-2009	
/		
/		
/		

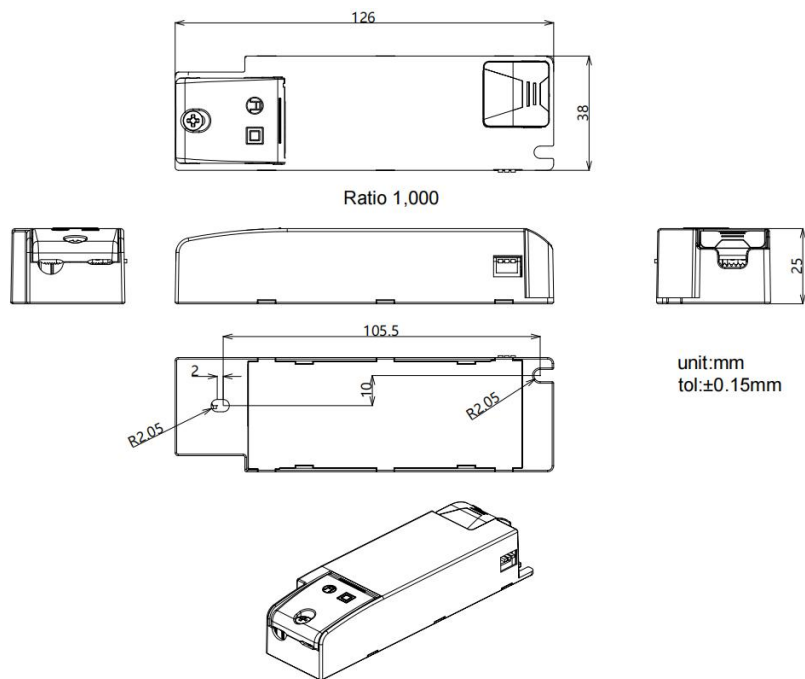
## Dimensions

### Housing dimensions

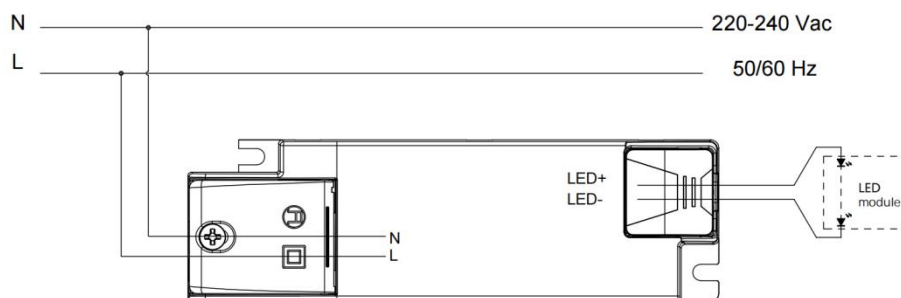
Length (L)	126 mm
Width (W)	38 mm
Height (H)	25 mm
Weight	0.081kg

### Packaging details

Packing units	50 pcs
Carton size	267 x 205 x 165 mm
Weight	4.8 kg

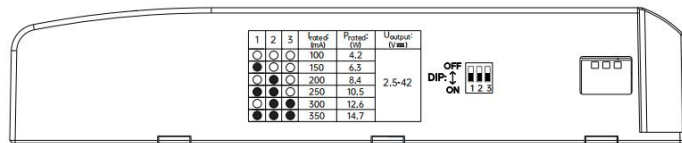
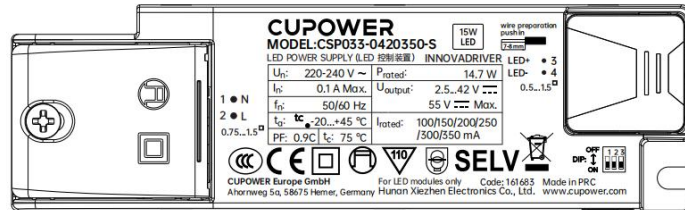


## Wiring diagram



- All connections must be as short as possible to ensure good EMI performance.
- The luminaire wire should keep a certain distance from the LED power supply and other wires (5 - 10 cm is preferred).
- Incorrect wiring can damage the LED.
- The wire must be well protected against short circuit.

## Adjustable output current with dip-switch



I <sub>out</sub>	1	2	3
100 mA	OFF	OFF	OFF
150 mA	ON	OFF	OFF
200 mA	OFF	ON	OFF
250 mA	ON	ON	OFF
300 mA	OFF	ON	ON
350 mA	ON	ON	ON

## Technical information

