

Product features

- Built-in isolated adjustable power LED driver
- Flicker-free LED driver
- Supports DALI-2, push dimming, push CCT control
- Current adjustment via NFC
- Usable as DT6 (2-channel) or DT8 (Tunable White) driver
- Output current 350...1400 mA
- Max. output power 50 W
- Constant lumen output (CLO)
- DC emergency
- Current output default value 15%
- For luminaires with protection class I
- 5 years warranty



Product specifications

161119 ID LCCB 50/230/350-1400 DT8 NFC FV1

Output current	Input voltage	Output voltage	Efficiency @ full load	Current accuracy	Power factor	Dimension LxWxH (mm)
350 mA	220...240 Vac 220...240 Vdc	15...54.0 Vdc	87.5%	± 5%	0.9	360x29.5x16
700 mA		15...54.0 Vdc	90.0%			
1050 mA		15...45.5 Vdc	89.5%			
1400 mA		15...36.0 Vdc	88.0%			

Electrical specifications

Mains voltage supply

Rated input voltage range	220...240 Vac
Max. input voltage range	198...264 Vac
Rated frequency range	0/50/60 Hz
Max. input current	0.25 A @ 230 Vac

Battery operation

DC voltage range	220...240 Vdc
Max. DC voltage range	198...278 Vdc

Protection against voltage peaks

Withstand voltage	l/p-FG: 1.5 kVac, < 5 mA 60 sec; l/p-O/p: 3.75 kVac, < 5 mA 60 sec
-------------------	--

Mains surge immunity	L-N 1 kV, L-FG 2 kV, N-FG 2 kV
----------------------	--------------------------------

Total harmonic distortion (THD)

At rated input voltage range @ full load	≤ 20%
--	-------

Output data

Output current tolerance	± 5% at rated input voltage range
No load output voltage	60 Vdc
Ripple output current	2%
Output PstLM	≤ 1 at full load @ rated input voltage
Output SVM	≤ 0.4 at full load @ rated input voltage

Protection functions output side

Overvoltage protection	The output voltage is less than or equal to 60 V
Overpower protection	The output power is less than or equal to 55 W
Short circuit protection	Yes

Dimming operation and interface

Dimming range	1%...100%
Standby power consumption	< 0.3 W

Connection terminals

Connection terminal type	0° Push in terminal
Wire cross section	Input and output wire: 0.5...1.5 mm ²
Wire stripping length	8...9 mm

Degree of protection

Protection rating	IP20
-------------------	------

Operating data

Output current range	NFC control adjusts the current: 350...1400 mA
Default current	350 mA
Maximum output current (DT8)	1400 mA total
Maximum output current (DT6)	2000 mA total
Output voltage range	15...54 Vdc
Noise level	< 20 dB, at full load @ 100 cm distance

Circuit breaker / Inrush current

MCB loading quantity	Inrush current I _{peak} : 7.8 A			Inrush current T _{width} : 52 μs	
	MCB type	B10	C10	B16	C16
	Units	32	32	51	51

Supplementary instructions

- The luminaire manufacturer is responsible for measuring and verifying the EMI compliance of the complete luminaire, as the level of radio interference will vary depending on the luminaire construction. Especially primary and secondary cable lengths and their routing may have a significant effect on radio interference.
- For the push DIM function, please follow our instructions, which can be downloaded from www.cupower.com.
- Short circuit protection: Hiccup mode. Protection device will trigger when short circuit and will auto recover after the fault mode is removed

Environmental specifications

Operating temperature	-40...+55°C
Storage temperature	-40...+85°C
Working humidity	10%...90%
Store humidity	5%...95%
Lifetime	at Tc 85°C: 50,000 hrs; at Tc 75°C: 100,000 hrs; @ 230 Vac
Maximum Tc temperature	85°C

Safety & EMC compliance

ENEC+CE	CCC	SAA
EN 300 330 V2.1.1		AS 61347.2.13
EN 62479		AS/NZS 61347.1+A1
EN 50663		
EN 301 489-1 V2.2.3		
EN 301 489-3 V2.3.2		
EN IEC 55015		
EN IEC 61547		
EN IEC 61000-3-2		
EN 61000-3-3		
EN 61347-1		
EN 61347-2-1		
EN IEC 62384		


Dimensions

Housing dimensions


Length (L)	360 mm
Width (W)	29.5 mm
Height (H)	16 mm
Weight	0.237 kg

Packaging details

Packing units	20 pcs
Carton size	381 x 128 x 103 mm
Weight	5.7 kg

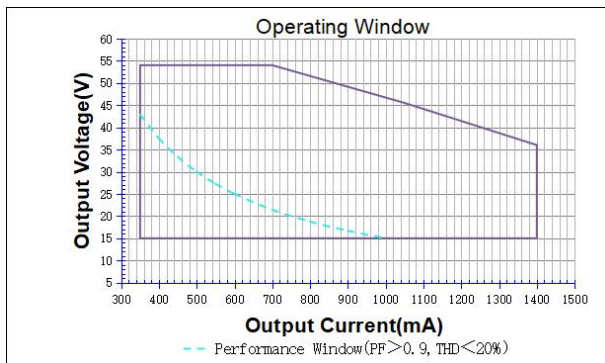
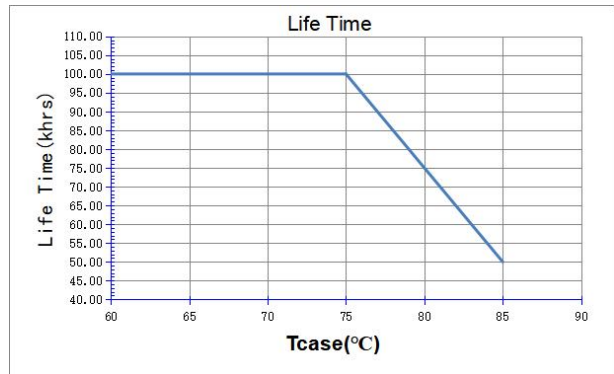
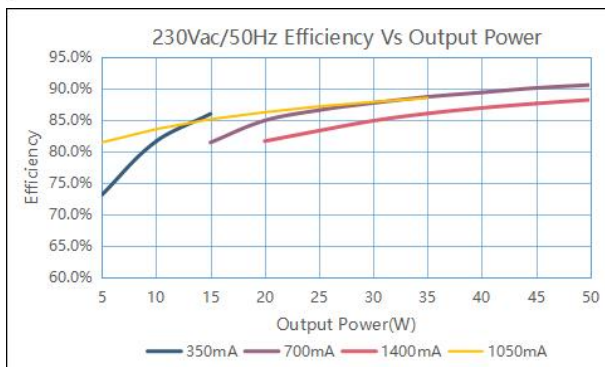
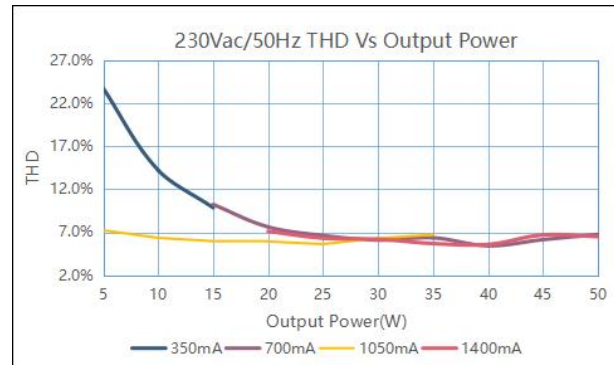
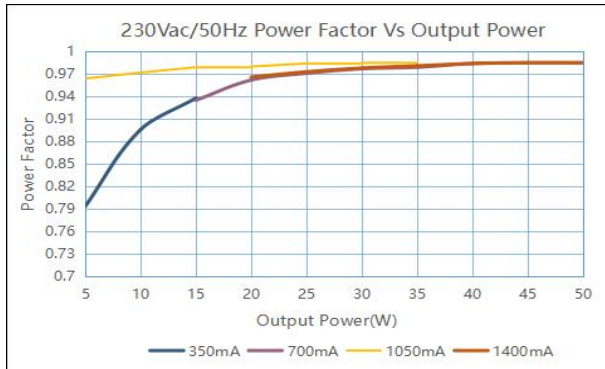


Wiring diagram



- All connections must be as short as possible to ensure good EMI performance.
- The luminaire wire should keep a certain distance from the LED power supply and other wires (5...10 cm is preferred).
- No secondary switches are allowed.
- Incorrect wiring can damage the LED.
- The wire must be well protected against short circuit.

Technical information



It's important to set the output current (AOC value) according to the LED voltage and make sure the power is within 50 W + 5%.

Example of AOC settings

V LED (Vdc)	AOC max	Pout (W)
54	350 mA	18.9
54	700 mA	37.8
45.5	1050 mA	50
36	1400 mA	50