

Product features

- Flicker-free LED driver
- Supports DALI-2, push DIM
- Built-in isolated adjustable power LED driver
- Current adjustment via NFC
- Output current 700...2000 mA
- Max. output power 75 W
- Constant lumen output (CLO)
- For luminaires with protection class I
- 5 years warranty



Product specifications

160846 ID LCCB 75/230/700-2000 DALI NFC FV1

Output current	Input voltage	Output voltage	Efficiency @full load	Current accuracy	Power factor	Dimension LxWxH (mm)
700 mA	220...240 Vac 220...240 Vdc	15...54 Vdc	90%	± 5%	0.9	360x30x16
1400 mA		15...54 Vdc	90.5%			
1700 mA		15...44.1 Vdc	90%			
2000 mA		15...38Vdc	89%			

Electrical specifications

Mains voltage supply

Rated input voltage range	220...240 Vac
Max. input voltage range	198...264 Vac
Rated frequency range	0/50/60 Hz
Max. input current	0.43 A @ 230 Vac

Battery operation

DC voltage range	220...240 Vdc
Max. DC voltage range	176...276 Vdc

Protection against voltage peaks

Withstand voltage	I/p-FG: 1.5 kVac, < 5 mA 60 sec; I/P-DA: 1.5 kVac, < 5 mA 60 sec I/p-O/p: 3.75 kVac, < 5 mA 60 sec, O/P-DA: 1.5 kVac, < 5 mA 60 sec O/p-FG: 1.5 kVac, < 5 mA 60 sec, DA-FG: 1.5 kVac, < 5 mA 60 sec
Mains surge immunity	L-N 1 kV, L/N-FG: 2 kV

Total harmonic distortion (THD)

At rated input voltage range @ full load	20%
--	-----

Output data

Output current tolerance	± 5% at rated input voltage range
No load output voltage	60 Vdc
Ripple output current	5% (ripple = peak/average total 100 Hz)
Output PstLM	≤ 1 at full load @ rated input voltage
Output SVM	≤ 0.4 at full load @ rated input voltage

Protection functions output side

Overvoltage protection	The output voltage is less than or equal to 60 V
Overpower protection	The output power is less than or equal to 82.5W
Short circuit protection	Yes

Dimming operation and interface

Dimming current range	1%~100%
Standby power consumption	≤ 0.3W

Connection terminals

Connection terminal type	0° push in terminal
Wire cross section	Input and output wire: 0.5...1.5 mm ²
Wire stripping length	8...9 mm

Degree of protection

Protection rating	IP20
-------------------	------

Operating data

Output current range	NFC control adjusts the current: 700...2000 mA
Default current	700 mA
Output voltage range	15...54 Vdc
Noise level	< 20 dB, at full load @100cm distance

Circuit breaker / Inrush current

MCB loading quantity	Inrush current I _{peak} : 8.5 A		Inrush current T _{width} : 57.5 μs		
	MCB type	B10	C10	B16	C16
	Units	21	21	34	34

Supplementary instructions

- The luminaire manufacturer is responsible for measuring and verifying the EMI compliance of the complete luminaire, as the level of radio interference will vary depending on the luminaire construction. Especially primary and secondary cable lengths and their routing may have a significant effect on radio interference.
- For the push DIM function, please follow our instructions, which can be downloaded from www.cupower.com.
- Short circuit protection: Hiccup mode. Protection device will trigger when short circuit and will auto recover after the fault mode is removed.

Environmental specifications

Operating temperature	-20...+50°C
Storage temperature	-40...+80°C
Working humidity	10%...90%
Store humidity	5%...90%
Lifetime	at Tc 85°C: 50,000 hrs; at Tc 75°C: 100,000 hrs @ 230Vac
Maximum Tc temperature	85°C

Safety & EMC compliance

ENEC+CE
EN 61347-1:2015/A2021
EN 61347-2-13:2014/A1:2017
EN IEC 62384:2020
EN 300 330 V2.1.1:2017
EN 62479:2010
EN 50663:2017
EN 301 489-1 V2.2.3:2019
EN 301 489-3 V2.1.1:2019
EN IEC 55015:2019/A11:2020
EN 61547:2009
EN IEC 6100-3-2:2019/A1:2021
EN 61000-3-3:2013/A2:2021
EN 61347-1:2015/A1:2021
EN 61347-2-13:2014/A1:2017
EN 62493:2015

CCC
GB 17625.1-2012
GB/T 17743-2021
GB 19510.1-2009
GB 19510.14-2009

SAA
AS 61347.2.13:2018
AS/NZS 61347.1:2016+A1

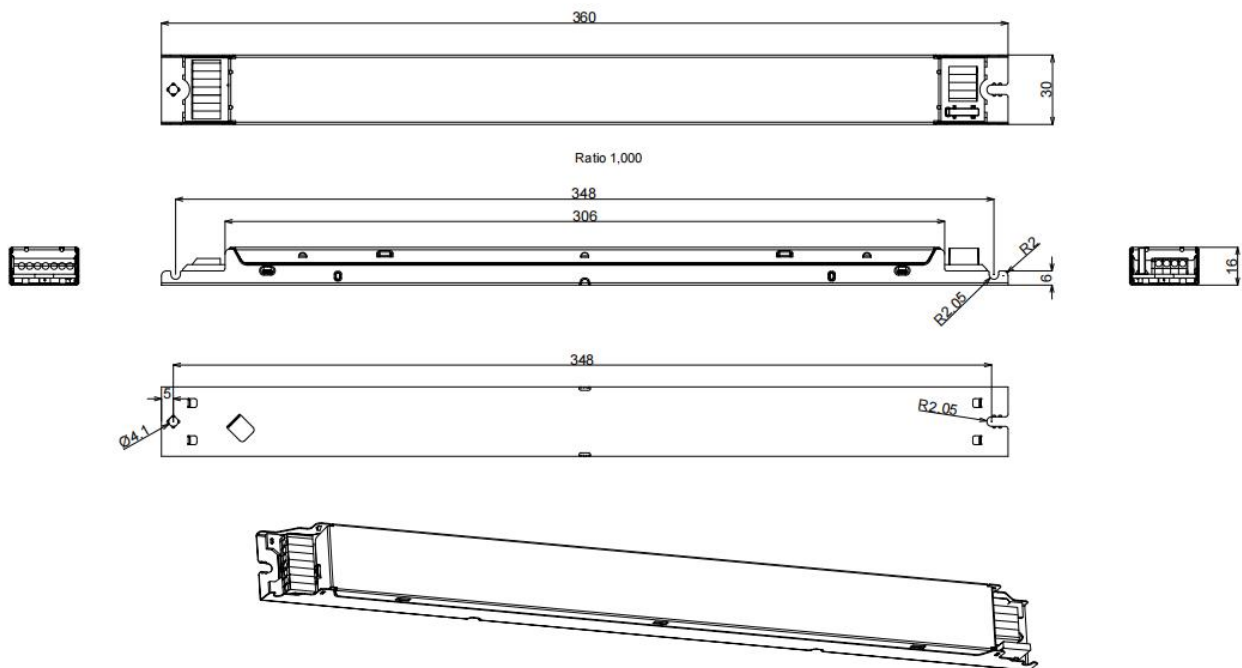
Dimensions

Housing dimensions


Length (L)	360 mm
Width (W)	30 mm
Height (H)	16 mm
Weight	0.2355 kg

Packaging details

Packing units	50 pcs
Carton size	377 x 310 x 115 mm
Weight	12.45 kg

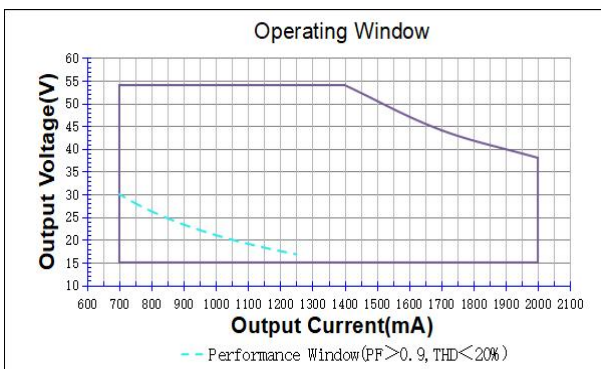
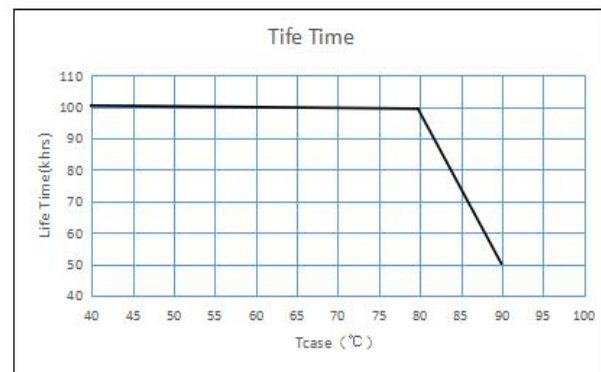
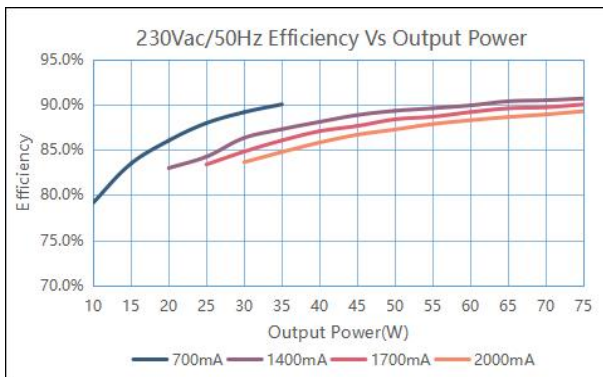
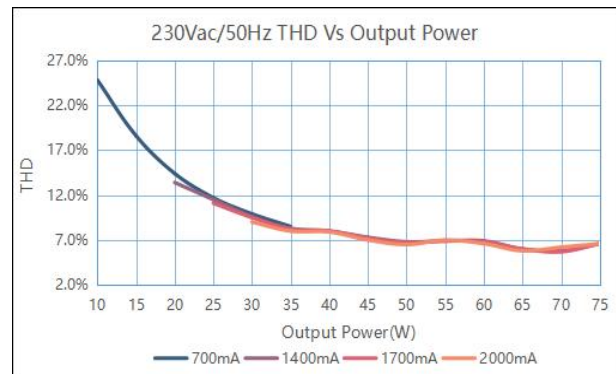
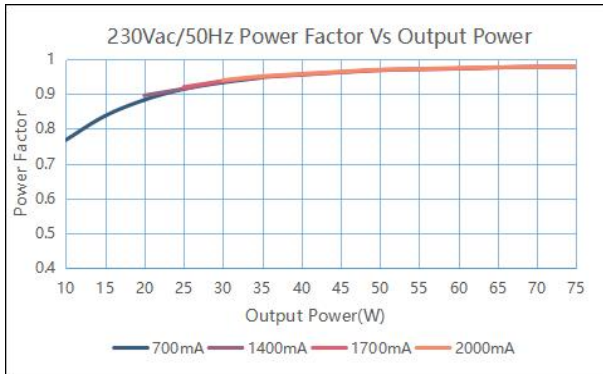


Wiring diagram



- All connections must be as short as possible to ensure good EMI performance.
- The luminaire wire should keep a certain distance from the LED power supply and other wires (5 - 10 cm is preferred).
- No secondary switches are allowed.
- Incorrect wiring can damage the LED.
- The wire must be well protected against short circuit.

Technical information



It's important to set the output current (AOC value) according to the LED voltage and make sure the power is within 75 W + 5%.

Example of AOC settings

V LED (Vdc)	AOC max	Pout (W)
54	700 mA	38
54	1400 mA	75
44.1	1700 mA	75
38	2000 mA	75