


Product features

- Built-in non isolated adjustable power LED driver
- Supports DALI-2, push DIM control
- Current adjustment via NFC
- Supports i-Data function (DALI part 251, 252, 253)
- Output current 50...400 mA
- Max. output power 36 W
- DC emergency
- Flicker-free, dimming range 1...100% (amplitude dimming)
- Current output default value 100%
- For luminaires with protection class I
- Anti-glow



Product specifications

161553 ID LCCB 36/230/050-400 DALI NFC

Output current	Input voltage	Output voltage	Efficiency @full load	Current accuracy	Power factor	Dimension LxWxH (mm)
50...400 mA	220...240 Vac 220...240 Vdc	50...137 Vdc	91% (@ 137 V 260 mA)	± 5%	> 0.9 (Output Power > 20W)	278x30x16

Electrical specifications

Mains voltage supply

Rated input voltage range	220...240 Vac
Max. input voltage range	198...264 Vac
Rated frequency range	0/50/60 Hz
Max. input current	0.2 A @ 230 Vac & 0.2 A @ 230 Vdc

Battery operation

DC voltage range	220...240 Vdc
Max. DC voltage range	176...276 Vdc

Protection against voltage peaks

Withstand voltage	I/p-FG: 1.5 kVac, < 5 mA 60 sec, I/p-Da: 1.5 kVac, < 5 mA 60 sec, O/p-Da: 1.5 kVac, < 5 mA 60 sec
Mains surge immunity	L-N 1 kV, L-FG 2 kV, N-FG 2 kV

Total harmonic distortion (THD)

At rated input voltage range @ full load	20%
--	-----

Output data

Output current tolerance	± 5% at rated input voltage range
No load output voltage	160 Vdc
Ripple output current	5% (ripple = peak/average total 100 Hz)
Output PstLM	≤ 1 at full load @ rated input voltage
Output SVM	≤ 0.4 at full load @ rated input voltage
DC emergency level	DALI current output decreased to 15% (programmable)

Protection functions output side

Overvoltage protection	The output voltage is less than or equal to 160 V
Overpower protection	The output power is less than or equal to 41 W
Short circuit protection	Hiccup mode. Protection device will trigger when short circuit and will auto recover after the fault mode is removed.

Dimming operation and interface

Standby power consumption	≤ 0.5 W
Dimming mode	DALI-2, push dimming
Dimming method	Amplitude dimming
Dimming current range	1%...100%

Connection terminals

Connection terminal type	0° push in terminal
Wire cross section	Input and output wire: 0.5...1.5 mm ²
Wire stripping length	8...9 mm

Degree of protection

Protection rating	IP20
-------------------	------

Operating data

Output current range	NFC control adjusts the current: 50...400 mA
Default current	50 mA
Output voltage range	50...137 Vdc

Circuit breaker / Inrush current

MCB loading quantity	Inrush current I _{peak} : 14.3 A		Inrush current T _{width} : 254 μs		
	MCB type	B10	C10	B16	C16
	Units	17	29	28	46

Supplementary instructions

- The luminaire manufacturer is responsible for measuring and verifying the EMI compliance of the complete luminaire, as the level of radio interference will vary depending on the luminaire construction. Especially primary and secondary cable lengths and their routing may have a significant effect on radio interference.
- For the push DIM function, please follow our instructions, which can be downloaded from www.cupower.com.
- The recommended NFC communication distance: 5...20 mm.

Environmental specifications

Operating temperature	-20...+55°C
Storage temperature	-40...+80°C
Working humidity	10%...90%
Store humidity	5%...95%
Lifetime	at Tc 75°C: 50,000 hrs @ 230 Vac; at Tc 65°C: 100,000 hrs @ 230Vac
Maximum Tc temperature	75°C

Safety & EMC compliance

ENEC+CE	CCC	SAA
EN 61347-2-13:2014/A1:2017	/	AS/NZS IEC 61347.2.13.2013
EN 61347-1:2015	/	AS/NZS 61347.1:2016
EN 62384:2006/A1:2009	/	/
EN 55015:2019/A11:2020	/	/
EN 61000-3-2:2019	/	/
EN 61000-3-3:2013	/	/
EN 61547:2009	/	/
EN 300 330 V2.1.1:2017	/	/
EN 62493:2015	/	/

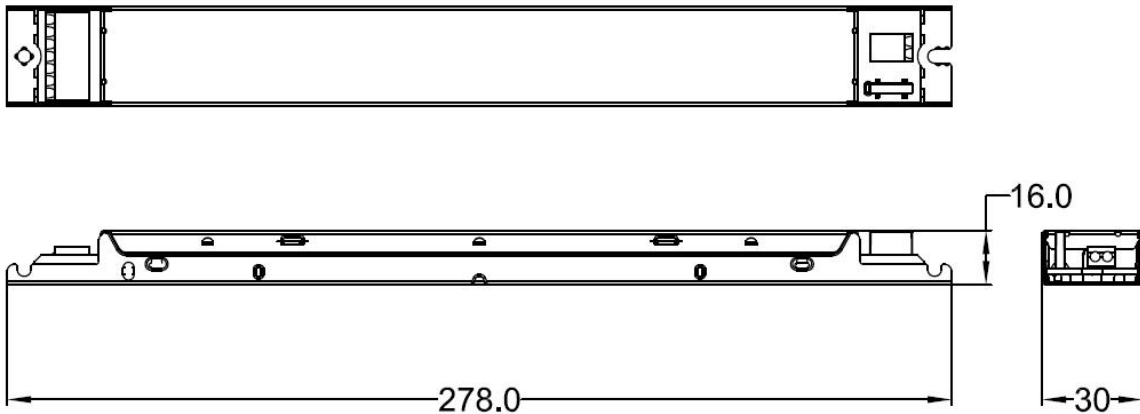
Dimensions

Housing dimensions



Length (L)	278 mm
Width (W)	30 mm
Height (H)	16 mm
Weight	0.154 kg

Packaging details

Packing units	20 pcs
Carton size	299 x 128 x 103 mm
Weight	3.6 kg

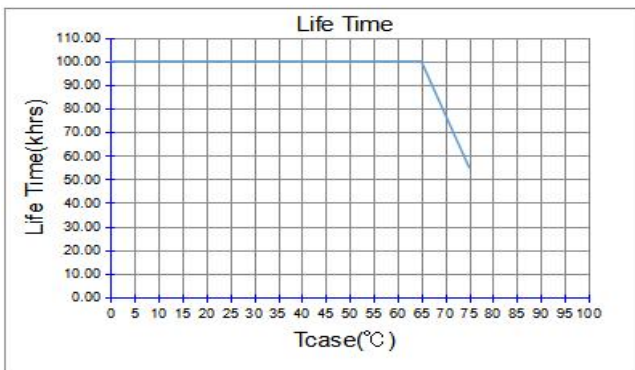
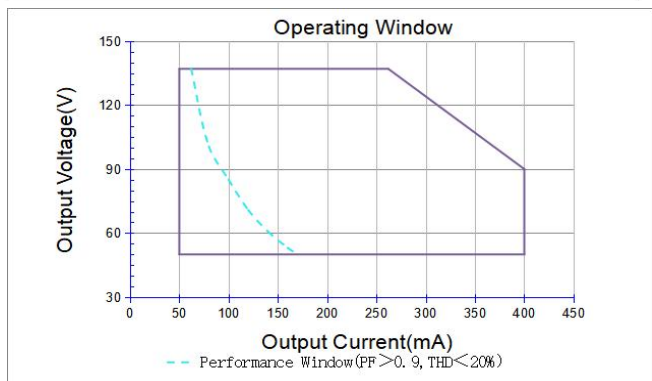
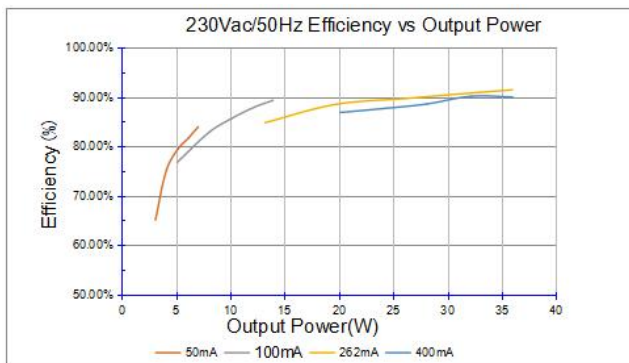
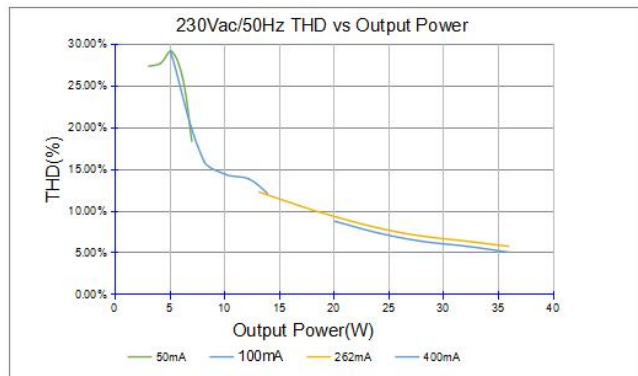


Wiring diagram



- All connections must be as short as possible to ensure good EMI performance.
- The luminaire wire should keep a certain distance from the LED power supply and other wires (5...10 cm is preferred).
- No secondary switches are allowed.
- Incorrect wiring can damage the LED.
- The wire must be well protected against short circuits.

Technical information



It's important to set the output current (AOC value) according to the LED voltage and make sure the power is within 36 W + 5%.

Example of AOC settings

V LED (Vdc)	AOC max	Pout (W)
137	262 mA	36
120	300 mA	36
100	360 mA	36
90	400 mA	36