

Product features

- Built-in non isolated adjustable power LED driver
- Output current 200...400 mA by DIP Switch adjust
- Flicker free LED driver
- Output current 200 mA; 250 mA; 350 mA; 400 mA;
- Max. output power 36 W
- For luminaries of protection class I
- 5-year warranty



Product specifications

160174 ID LCCB 36/230/200-400 DIP FV1

Output current	Input voltage	Output voltage	Efficiency @full load	Current accuracy	Power factor	Dimension LxWxH (mm)
200 mA	220...240 Vac 220...240 Vdc	50...137 Vdc	91%	± 5%	0.9	193x30x21
250 mA		50...137 Vdc				
350 mA		50...102 Vdc				
400 mA		50...90 Vdc				

Electrical specifications

Mains voltage supply

Rated input voltage range	220...240 Vac
Max. input voltage range	176...264 Vac
Rated frequency range	0/50/60 Hz
Max. input current	0.22 A @ 230 Vac

Battery operation

DC voltage range	220...240 Vdc
Max. DC voltage range	176...275 Vdc

Protection against voltage peaks

Withstand voltage	l/p-FG: 1.5 kVac, < 5 mA 60 sec
Mains surge immunity	L-N 1 kV, L-FG 2 kV, N-FG 2 kV

Total harmonic distortion (THD)

At rated input voltage range @ full load	20%
--	-----

Output data

Output current tolerance	± 5% at rated input voltage range @ rated load
No load output voltage	160 Vdc
Ripple output current	5% (ripple = peak/average total 100 Hz)
Output PstLM	≤ 1 at full load @ rated input voltage
Output SVM	≤ 0.4 at full load @ rated input voltage

Protection functions output side

Overvoltage protection	The output voltage is less than or equal to 160 V
Short circuit protection	Hiccup mode. Protection device will trigger when short circuit and will auto recover after the fault mode is removed

Dimming operation and interface

Standby power consumption	-
---------------------------	---

Connection terminals

Connection terminal type	90° push in terminal
Wire cross section	Input and output wire: 0.5...1.5 mm ²
Wire stripping length	7...8 mm

Degree of protection

Protection rating	IP20
-------------------	------

Operating data

Output current range	Output current 200...400 mA by DIP Switch adjust
Default current	200 mA
Output voltage range	50...137 Vdc

Circuit breaker / Inrush current

MCB loading quantity	Inrush current I _{peak} : 10.26 A			Inrush current T _{width} : 210 μs	
	MCB type	B10	C10	B16	C16
	Units	29	49	47	79

Supplementary instructions

- The luminaire manufacturer is responsible for measuring and verifying the EMI compliance of the complete luminaire, as the level of radio interference will vary depending on the luminaire construction. Especially primary and secondary cable lengths and their routing may have a significant effect on radio interference.
- For the push DIM function, please follow our instructions, which can be downloaded from www.cupower.com.

Environmental specifications

Operating temperature	-25...+55°C
Storage temperature	-40...+80°C
Working humidity	10%...90%
Store humidity	5%...90%
Lifetime	at Tc 75°C: 50,000 hrs; at Tc 65°C: 100,000 hrs; @ 230 Vac
Maximum Tc temperature	75°C

Safety & EMC compliance

ENEC+CE
EN 61347-2-13:2014/A1:2017
EN 61347-1:2015
EN 62384:2006/A1:2009
EN 55015:2013/A1:2015
EN61000-3-2:2014
EN61000-3-3:2013
EN61547:2009

CCC
GB17625.1-2012
GB/T17743-2017
GB/19510.1-2009
GB19510.14-2009

SAA
AS/NZS IEC 61347.2.13.2013
AS/NZS 61347.1:2016

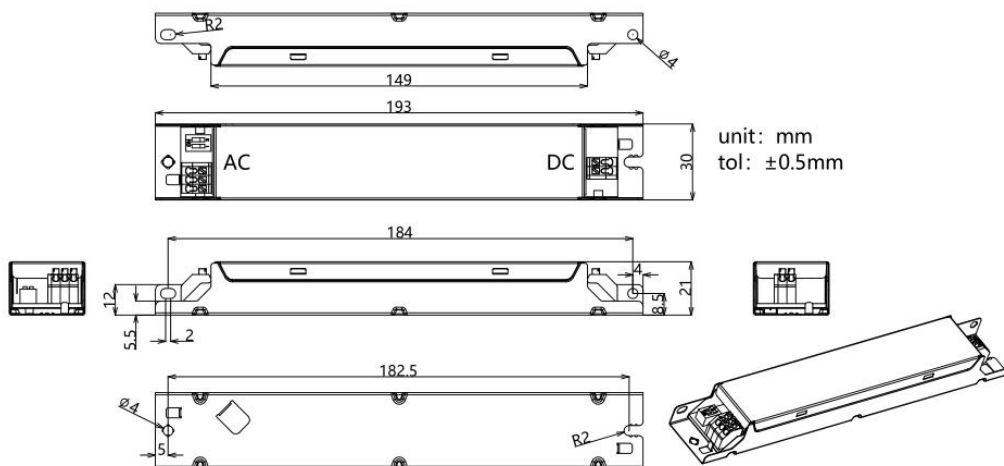
Dimensions

Housing dimensions


Length (L)	193 mm
Width (W)	30 mm
Height (H)	21 mm
Weight	0.125 kg

Packaging details

Packing units	60 pcs.
Carton size	313 x 203 x 160 mm
Weight	8.0 kg

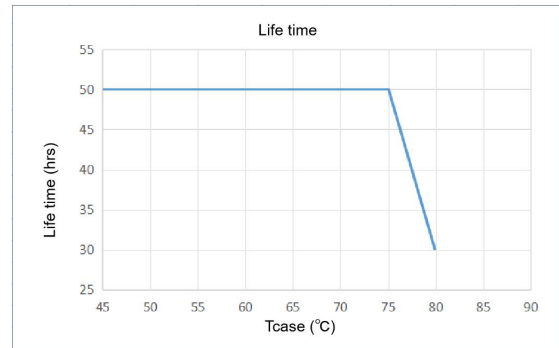
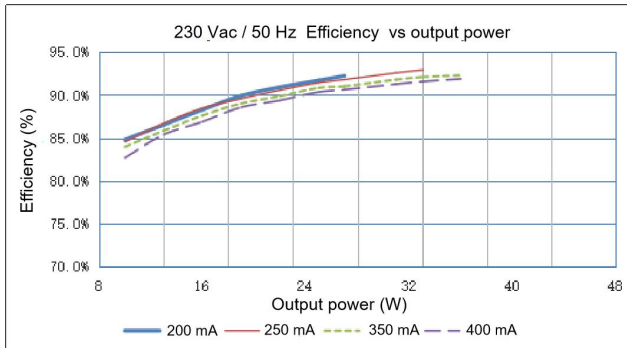
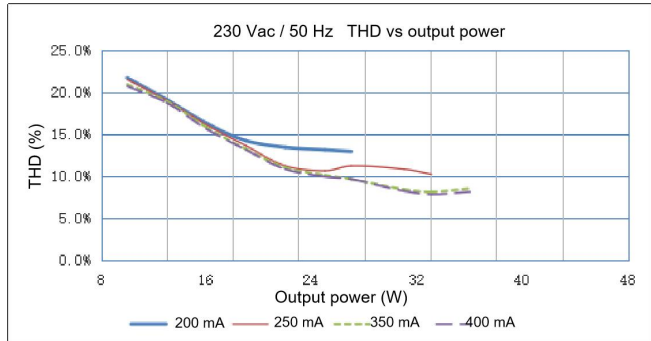
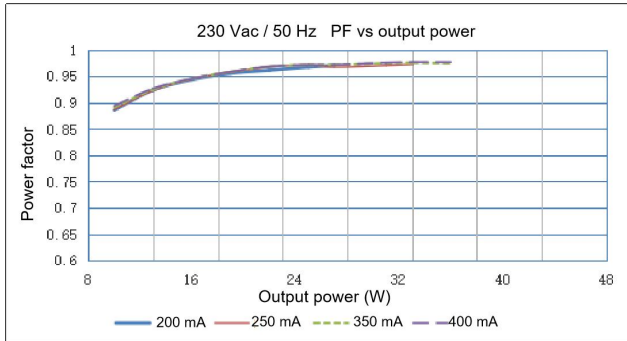


Wiring diagram



- All connections must be as short as possible to ensure good EMI performance.
- The luminaire wire should keep a certain distance from the LED power supply and other wires (5...10 cm is preferred).
- No secondary switches are allowed.
- Incorrect wiring can damage the LED.
- The wire must be well protected against short circuit.

Technical information



Adjust able output current with dip-switch

Vout	Pout	Iout	1	2
50...137 Vdc	27.4 W	200 mA	-	-
50...137 Vdc	34.25 W	250 mA	-	ON
50...102 Vdc	35.7 W	350 mA	ON	-
50...90 Vdc	36 W	400 mA	ON	ON