

Product features

- Flicker-free LED driver
- Built-in isolated adjustable power LED driver
- Current adjustment via DIP-switch
- Output current: 1650...2000 mA
- Max. output power 75 W
- For luminaires with protection class I
- 5-year warranty



Product specifications

161621 ID LCCB 75/230/1650-2000 DIP FV1

Output current	Input voltage	Output voltage	Efficiency @full load	Current accuracy	Power factor	Dimension LxWxH (mm)
1650...2000 mA	220...240 Vac 220...240 Vdc	15...45 Vdc	88%	± 5%	0.9	302x30x21

Electrical specifications

Mains voltage supply

Rated input voltage range	220...240 Vac
Max. input voltage range	198...264 Vac
Rated frequency range	0/50/60 Hz
Max. input current	0.45 A @ 230 Vac

Battery operation

DC voltage range	220...240 Vdc
Max. DC voltage range	176...276 Vdc

Protection against voltage peaks

Withstand voltage	I/O: 3.0 kVac, I/FG: 1.5 kVac, O/FG: 1.5 kVac; < 5 mA, 60 sec
Mains surge immunity	L-N 1 kV, L-FG 2 kV, N-FG 2 kV

Total harmonic distortion (THD)

At rated input voltage range @ full load	20%
------------------------------------------	-----

Output data

Output current tolerance	± 5% at rated input voltage range
No load output voltage	60 Vdc
Ripple output current	5% (ripple = peak/average total 100 Hz)
Output PstLM	≤ 1 at full load @ rated input voltage
Output SVM	≤ 0.4 at full load @ rated input voltage

Protection functions output side

Overvoltage protection	The output voltage is less than or equal to 60 V
Overpower protection	The output power is less than or equal to 102 W
Short circuit protection	Hiccup mode. Protection device will trigger when short circuit and will auto recover after the fault mode is removed.

Dimming operation and interface

Standby power consumption	-
---------------------------	---

Connection terminals

Connection terminal type	Push in terminal
Wire cross section	Input and output wire: 0.5...1.5 mm ²
Wire stripping length	8...9 mm

Degree of protection

Protection rating	IP20
-------------------	------

Operating data

Output current range	DIP-switch adjusts the current: 1650 mA, 1700 mA, 1750 mA, 1800 mA, 1850 mA, 1900 mA, 1950 mA, 2000 mA
Default current	1650 mA
Output voltage range	15...45 Vdc

Circuit breaker / Inrush current

MCB loading quantity	Inrush current I _{peak} : 24.5 A			Inrush current T _{width} : 312 µs	
	MCB type	B10	C10	B16	C16
	Units	8	13	13	22

Supplementary instructions

- The luminaire manufacturer is responsible for measuring and verifying the EMI compliance of the complete luminaire, as the level of radio interference will vary depending on the luminaire construction. Especially primary and secondary cable lengths and their routing may have a significant effect on radio interference.

Environmental specifications

Operating temperature	-20...+50°C
Storage temperature	-25...+85°C
Working humidity	10%...90%
Store humidity	5%...95%
Lifetime	at Tc 80°C: 50,000 hrs @ 230 Vac
Maximum Tc temperature	80°C

Safety & EMC compliance

ENEC+CE
EN 61347-2-13:2014/A1:2017
EN 61347-1:2015
EN 62384:2006/A1:2009
EN 55015:2013/A1:2015
EN61000-3-2:2014
EN61000-3-3:2013
EN61547:2009

CCC

SAA
AS/NZS IEC 61347.2.13.2013
AS/NZS 61347.1:2016

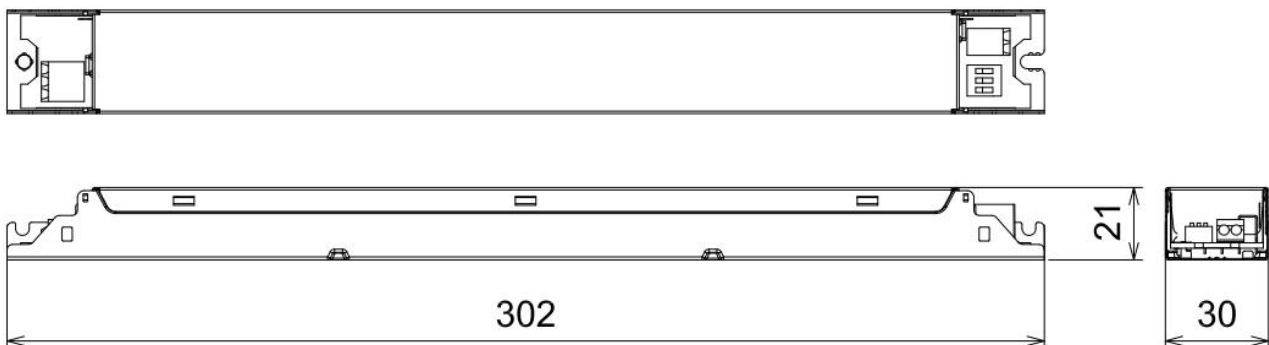
Dimensions

Housing dimensions


Length (L)	302 mm
Width (W)	30 mm
Height (H)	21 mm
Weight	0.21 kg

Packaging details

Packing units	40 pcs
Carton size	352 x 277 x 185 mm
Weight	12.5 kg

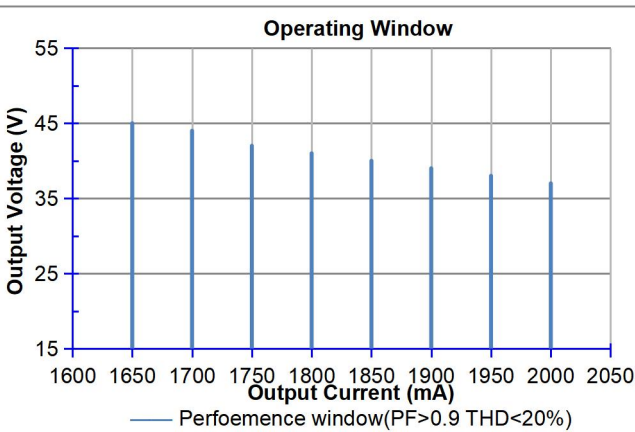
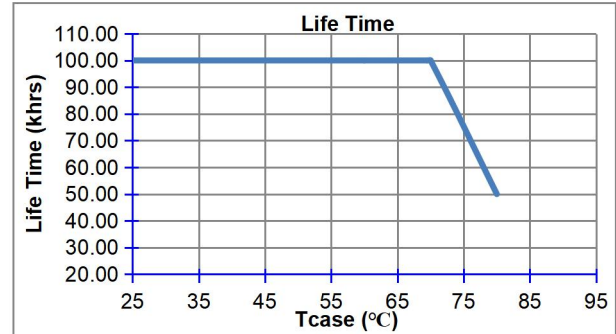
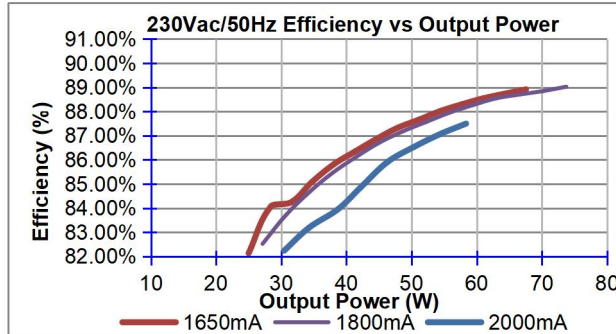
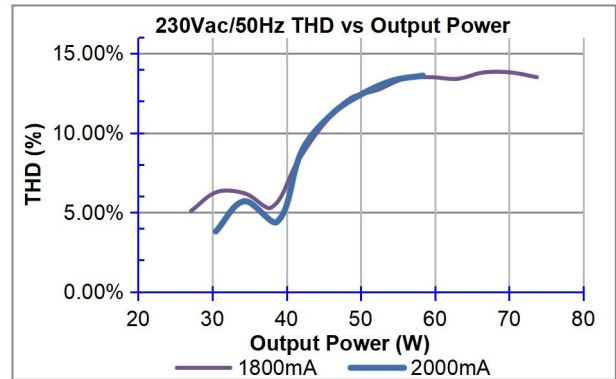
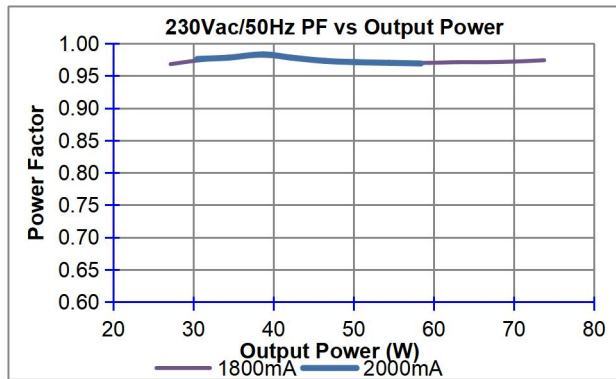


Wiring diagram



- All connections must be as short as possible to ensure good EMI performance.
- The luminaire wire should keep a certain distance from the LED power supply and other wires (5...10 cm is preferred).
- No secondary switches are allowed.
- Incorrect wiring can damage the LED.
- The wire must be well protected against short circuit.

Technical information



It's important to set output current (AOC value) according to LEDs voltage, make sure the power is within 75 W +5%

Adjustable output current with DIP-switch

Vout (V)	Pout (W)	Iout (mA)	1	2	3
15...45	74.25	1650	-	-	-
15...44	74.8	1700	-	-	ON
15...42	73.5	1750	-	ON	-
15...41	73.8	1800	-	ON	ON
15...40	74	1850	ON	-	-
15...39	74.1	1900	ON	-	ON
15...38	74.1	1950	ON	ON	-
15...37	74	2000	ON	ON	ON