

### Product features

- Flicker-free LED driver
- Built-in isolated adjustable power LED driver
- Current adjustment via DIP-switch
- Output current: 500...850 mA
- Max. output power 35 W
- For luminaires with protection class I
- 5-year warranty



### Product specifications

#### 161584 ID LCCB 35/230/500-850 DIP FV1

Output current	Input voltage	Output voltage	Efficiency @full load	Current accuracy	Power factor	Dimension LxWxH (mm)
500...850 mA	220...240 Vac 220...240 Vdc	15...54 Vdc	87%	± 5%	0.9	278x30x21

### Electrical specifications

#### Mains voltage supply

Rated input voltage range	220...240 Vac
Max. input voltage range	198...264 Vac
Rated frequency range	0/50/60 Hz
Max. input current	0.22 A @ 230 Vac

#### Battery operation

DC voltage range	220...240 Vdc
Max. DC voltage range	176...276 Vdc

#### Protection against voltage peaks

Withstand voltage	I/O: 3.0 kVac, I/FG: 1.5 kVac, O/FG: 1.5 kVac; < 5 mA, 60 sec
Mains surge immunity	L-N 1 kV, L-FG 2 kV, N-FG 2 kV

#### Total harmonic distortion (THD)

At rated input voltage range @ full load	20%
--	-----

### Output data

Output current tolerance	± 5% at rated input voltage range
No load output voltage	60 Vdc
Ripple output current	5% (ripple = peak/average total 100 Hz)
Output PstLM	≤ 1 at full load @ rated input voltage
Output SVM	≤ 0.4 at full load @ rated input voltage

### Protection functions output side

Overvoltage protection	The output voltage is less than or equal to 60 V
Overpower protection	The output power is less than or equal to 42 W
Short circuit protection	Hiccup mode. Protection device will trigger when short circuit and will auto recover after the fault mode is removed.

### Dimming operation and interface

Standby power consumption	-
---------------------------	---

### Connection terminals

Connection terminal type	Push in terminal
Wire cross section	Input and output wire: 0.5...1.5 mm <sup>2</sup>
Wire stripping length	8...9 mm

### Degree of protection

Protection rating	IP20
-------------------	------

### Operating data

Output current range	DIP-switch adjusts the current: 500 mA, 550 mA, 600 mA, 650 mA, 700 mA, 750 mA, 800 mA, 850 mA
Default current	500 mA
Output voltage range	15...54 Vdc

### Circuit breaker / Inrush current

MCB loading quantity	Inrush current I <sub>peak</sub> : 16.3 A			Inrush current T <sub>width</sub> : 204 µs	
	MCB type	B10	C10	B16	C16
	Units	22	37	35	59

## Supplementary instructions

- The luminaire manufacturer is responsible for measuring and verifying the EMI compliance of the complete luminaire, as the level of radio interference will vary depending on the luminaire construction. Especially primary and secondary cable lengths and their routing may have a significant effect on radio interference.

### Environmental specifications

Operating temperature	-20...+50°C
Storage temperature	-25...+85°C
Working humidity	10%...90%
Store humidity	5%...95%
Lifetime	at Tc 75°C: 50,000 hrs @ 230 Vac
Maximum Tc temperature	75°C

### Safety & EMC compliance

ENEC+CE
EN 61347-2-13:2014/A1:2017
EN 61347-1:2015
EN 62384:2006/A1:2009
EN 55015:2019/A11:2020
EN 61000-3-2:2019
EN 61000-3-3:2013
EN 61547:2009
EN 300 330 v2.1.1:2017

CCC

SAA
AS/NZS IEC 61347.2.13:2013
AS/NZS 61347.1:2016

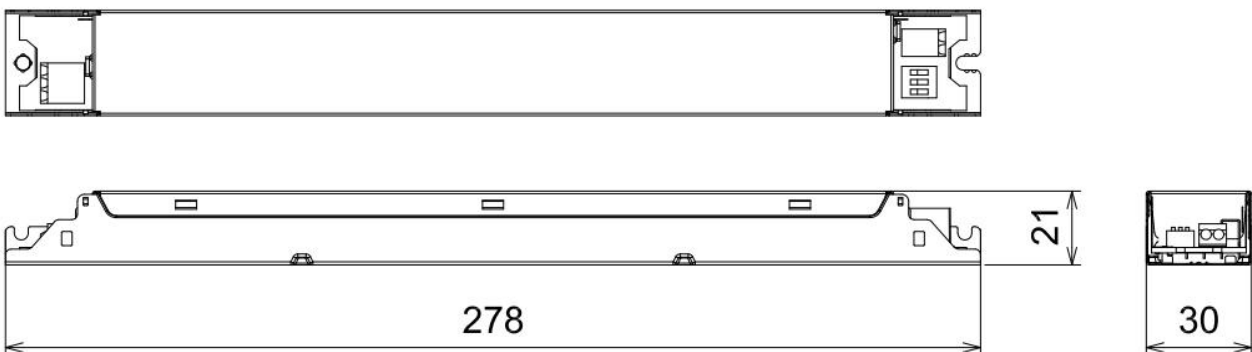
### Dimensions

#### Housing dimensions


Length (L)	278 mm
Width (W)	30 mm
Height (H)	21 mm
Weight	0.21 kg

#### Packaging details

Packing units	56 pcs
Carton size	375 x 325 x 185 mm
Weight	10.6 kg

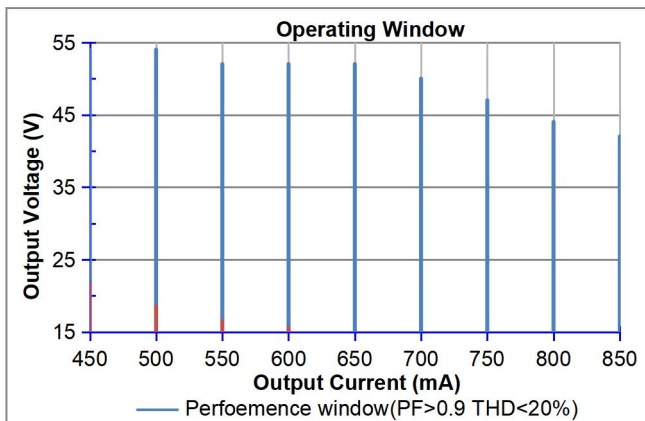
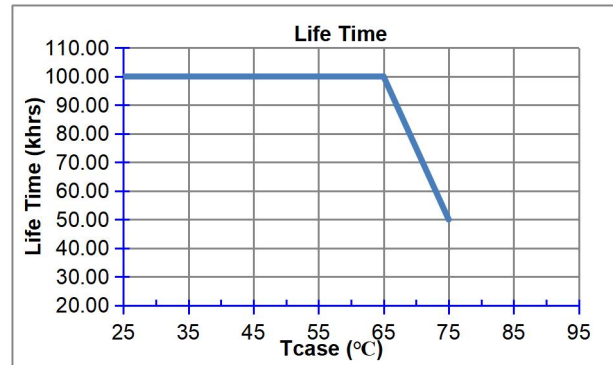
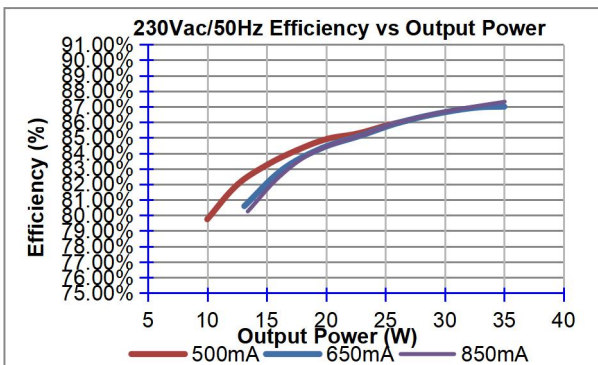
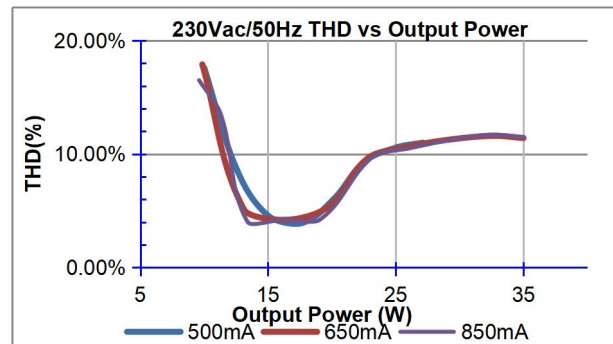
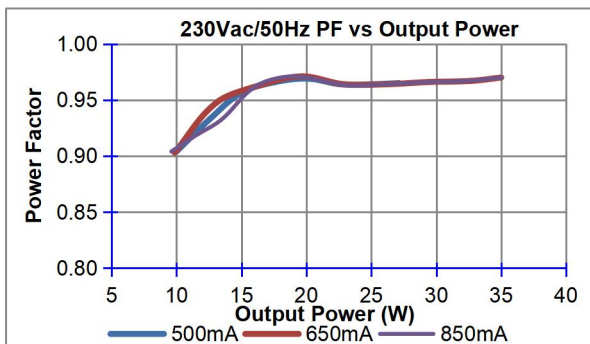


### Wiring diagram



- All connections must be as short as possible to ensure good EMI performance.
- The luminaire wire should keep a certain distance from the LED power supply and other wires (5...10 cm is preferred).
- No secondary switches are allowed.
- Incorrect wiring can damage the LED.
- The wire must be well protected against short circuit.

### Technical information



It's important to set output current (AOC value) according to LEDs voltage, make sure the power is within 35W +5%

#### Adjustable output current with DIP-switch

Vout (V)	Pout (W)	Iout (mA)	1	2	3
15...54	27	500	-	-	-
15...54	29.7	550	-	-	ON
15...54	32.4	600	-	ON	-
15...54	35.1	650	-	ON	ON
15...50	35	700	ON	-	-
15...47	35.25	750	ON	-	ON
15...44	35.2	800	ON	ON	-
15...42	35.7	850	ON	ON	ON