

Product features

- Flicker-free LED driver
- Supports Casambi DIM, CCT control
- Current adjustment via NFC
- Output current 50...700 mA
- Max. output power 75 W
- DC emergency
- Current output default value 100%
- For luminaires with protection class I



Product specifications

166794 ID ELNCB 75230050-700 BH16 NFC TW CS

Output current	Input voltage	Output voltage	Efficiency @full	Current accuracy	Power factor	Dimension LxWxH (mm)
50...700 mA	220...240 Vac 220...240 Vdc	50...240 Vdc	92%	±5%	0.9(@23-75 W)	360x29.5x16

Electrical specifications

Mains voltage supply

Rated input voltage range	220...240 Vac
Max. input voltage range	198...264 Vac
Rated frequency range	0/50/60 Hz
Max. input current	0.4 A @ 230 Vac

Battery operation

DC voltage range	220...240 Vdc
Max. DC voltage range	176...280 Vdc

Protection against voltage peaks

Withstand voltage	I/p-FG: 1.5 kVac, < 5 mA 60 sec
Mains surge immunity	L-N 1 kV, L-FG 2 kV, N-FG 2 kV

Total harmonic distortion (THD)

At rated input voltage range @ full load	20%
--	-----

Output data

Output current tolerance	± 5% at rated input voltage range
Ripple output current	5% (ripple = peak/average total 100 Hz)
Output PstLM	1% at full load @ rated input voltage
Output SVM	0.4% at full load @ rated input voltage

Protection functions output side

Overvoltage protection	The output voltage is less than or equal to 250 V
Overpower protection	The output power is less than or equal to 82 W
Short circuit protection	<p>Short circuit protection is designed to turn off the output and cannot be automatically restored. After removing the short circuit, the output can be restored by one of the following two operations:</p> <ul style="list-style-type: none"> • After receiving Casambi instruction Off, turn on the light by dimming instruction • Restart the driver: Power on the driver five seconds after the power failure
No load output voltage	<p>Open circuit protection is designed to shut off the output and cannot be automatically restored. After the open circuit is removed, the output can be restored by one of the following two operations</p> <ul style="list-style-type: none"> • After receiving Casambi instruction Off, turn on the light by dimming instruction • Restart the driver: Power on the driver five seconds after the power failure

Dimming operation and interface

Standby power consumption	≤ 0.4W
---------------------------	--------

Connection terminals

Wire cross section	Input wire: 0.5...1.5 mm ² ; Output wire: 0.2...1.5 mm ²
Wire stripping length	8...9 mm

Degree of protection

Protection rating	IP20
-------------------	------

Operating data

Output current range	NFC control adjusts the current: 50...700 mA
Default current	50 mA
Output voltage range	50...240 Vdc

Circuit breaker / Inrush current

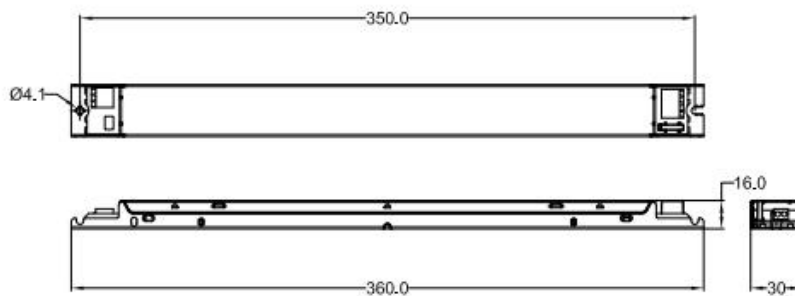
MCB loading quantity	Inrush current I _{peak} : 29.4 A		Inrush current T _{width} : 112 μs		
	MCB type	B10	C10	B16	C16
	Units	22	22	35	35

Housing dimensions

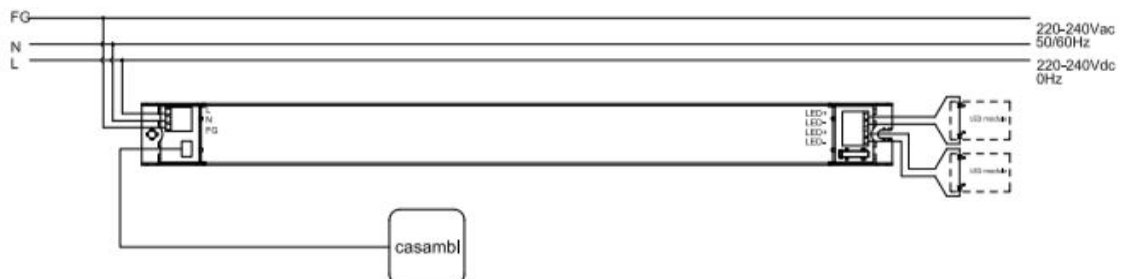
Length (L)	360 mm
Width (W)	30 mm
Height (H)	16 mm
Weight	0.270 kg

Packaging details

Packing units	20 pcs.
Carton size	381 x 128 x 123 mm
Weight	6.4 kg

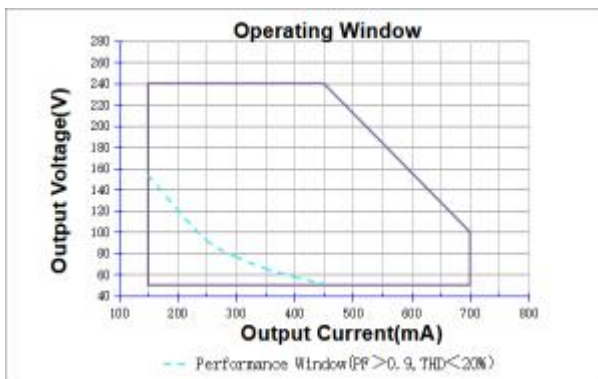
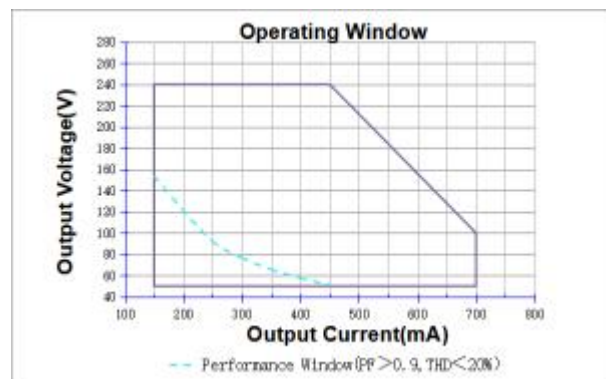
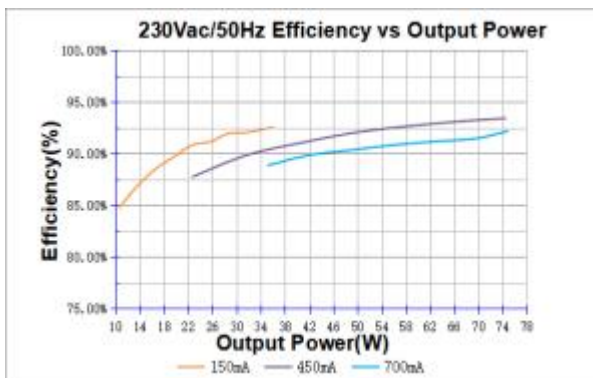
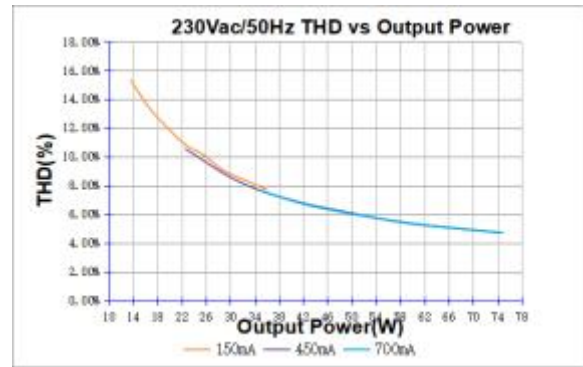
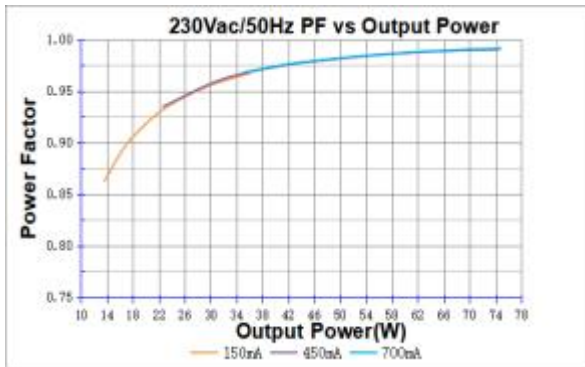


Wiring diagram



- All connections must be as short as possible to ensure good EMI performance.
- The luminaire wire should keep a certain distance from the LED power supply and other wires (5 - 10 cm is preferred).
- No secondary switches are allowed.
- Incorrect wiring can damage the LED.
- The wire must be well protected against short circuits.

Technical information



It's important to set the output current (AOC value) according to the LED voltage and make sure the power is within 75 W + 5%.

Example of AOC settings

V LED (Vdc)	AOC max	Pout (W)
240	50 mA	12
240	250 mA	60
136	550 mA	75
108	700 mA	75