

Product features

- Isolated adjustable power color temperature LED driver
- Supports Supports Casambi DIM, CCT control
- Current adjustment via NFC
- Output current 300...1050 mA
- Max. output power 42 W
- DC emergency
- Flicker-free
- Current output default value 100%
- For luminaires with protection class I, II



Product specifications

166695 ID ECSCB 42/230/300-1050 BH21 NFC MM

Output current	Input voltage	Output voltage	Efficiency @ full load	Current accuracy	Power factor	Dimension LxWxH (mm)
300 ...1050 mA	220...240 Vac 220...240 Vdc	15...52 Vdc	89%	± 5%	0.9 (@ 17...42 W)	135x56.5x21

Electrical specifications

Mains voltage supply

Rated input voltage range	220...240 Vac
Max. input voltage range	198...264 Vac
Rated frequency range	0/50/60 Hz
	0.24 A @ 230 Vac & 0.24 A @ 230 Vdc

Battery operation

DC voltage range	220...240 Vdc
Max. DC voltage range	176...276 Vdc

Protection against voltage peaks

Withstand voltage	I/p-O/p: 3 kVac, < 5 mA 60 sec I/p-Da: 1.5 kVac, < 5 mA 60 sec O/p-Da: 1.5 kVac, < 5 mA 60 sec
Mains surge immunity	L-N 1 kV

Total harmonic distortion (THD)

At rated input voltage range @ full load	20%
--	-----

Output data

Output current tolerance	± 5% at rated input voltage range
No load output voltage	60 Vdc
Ripple output current	5% (ripple = peak/average total 100 Hz)

Output PstLM	≤ 1 at full load @ rated input voltage
Output SVM	≤ 0.4 at full load @ rated input voltage
DC emergency level	Casambi current output decreased to 15% (Programmable)

Protection functions output side

Overvoltage protection	The output voltage is less than or equal to 60 V
Overpower protection	The output power is less than or equal to 48 W

Dimming operation and interface

Standby power consumption	≤ 0.45 W
Dimming mode	Casambi dimming
Dimming method	Casambi dimming
Dimming current range	1%...100%

Connection terminals

Connection terminal type	Push in terminal
Wire cross section	Input wire: 0.5...1.5 mm ² @ Built-in, 0.75...1.5 mm ² @ Independent; Output wire: 0.2...1.5 mm ²
Wire stripping length	7...8 mm

Degree of protection

Protection rating	IP20
-------------------	------

Operating data

Output current range (DT8)	NFC control adjusts the current: 300...1050 mA
Output current range (DT6)	NFC control adjusts the current: 500...550 mA per channel Max sum of output current: 1050 mA
Default current	300 mA
Output voltage range	15...52 Vdc

Circuit breaker / Inrush current

MCB loading quantity	Inrush current I _{peak} : 6.26 A			Inrush current T _{width} : 35 μs	
	MCB type	B10	C10	B16	C16
	Units	37	37	59	59

Supplementary instructions

- The luminaire manufacturer is responsible for measuring and verifying the EMI compliance of the complete luminaire, as the level of radio interference will vary depending on the luminaire construction. Especially primary and secondary cable lengths and their routing may have a significant effect on radio interference.
- For the push DIM function, please follow our instructions, which can be downloaded from www.cupower.com.
- The recommended NFC communication distance: 5...20 mm.

Environmental specifications

Operating temperature	-20...+50°C
Storage temperature	-25...+85°C
Working humidity	10%...90%
Store humidity	5%...95%
Lifetime	at Tc 80°C: 50,000 hrs @ 230 Vac
Maximum Tc temperature	90°C

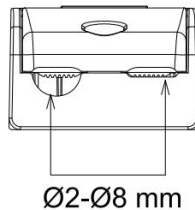
Safety & EMC compliance

ENEC+CE	CCC	SAA
/	/	/
/	/	/
/	/	/
/	/	/
/	/	/
/	/	/
/	/	/
/	/	/
/	/	/
/	/	/
/	/	/
/	/	/
/	/	/
/	/	/
/	/	/

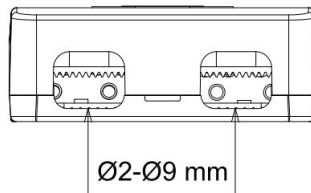
Accessories (optional)



Art 161195 XZ-ID-C



Art 161201 XZ-ID-LOOP-C



Dimensions	Length (mm)	Width (mm)	Height (mm)
XZ-ID-C	39	33	21
XZ-ID-LOOP-C	105	56.5	21
Driver incl. 2 x XZ-ID-C	177	56.5	21
Driver incl. XZ-ID-C + XZ-ID-LOOP-C	242.8	56.5	21

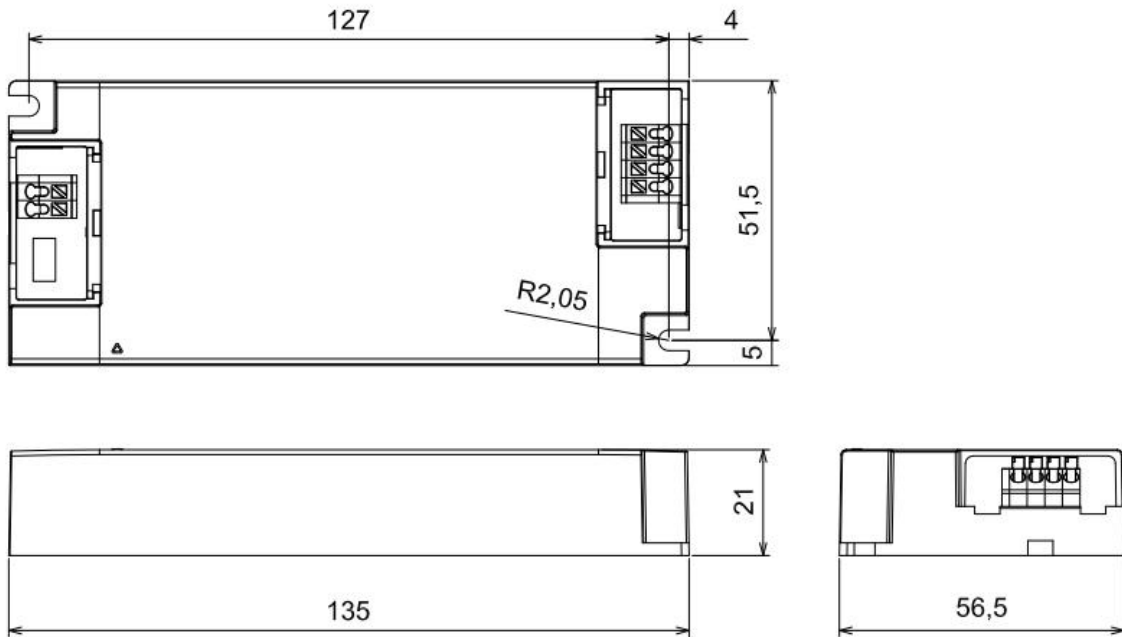
Dimensions

Housing dimensions


Length (L)	135 mm
Width (W)	56.5 mm
Height (H)	21 mm
Weight	0.14 kg

Packaging details

Packing units	24 pcs
Carton size	280 x 179.5 x 114 mm
Weight	4 kg

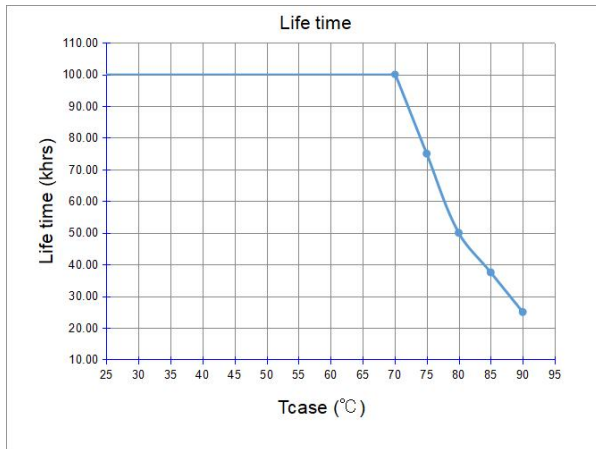
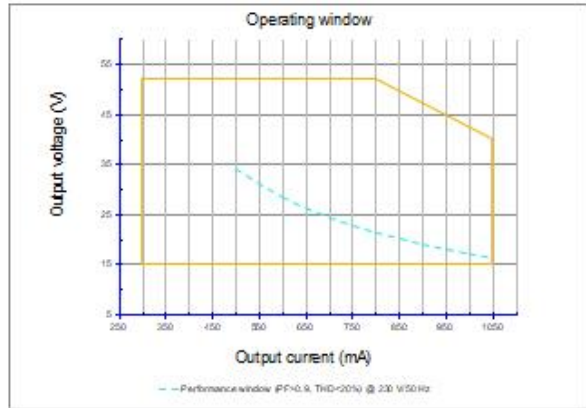
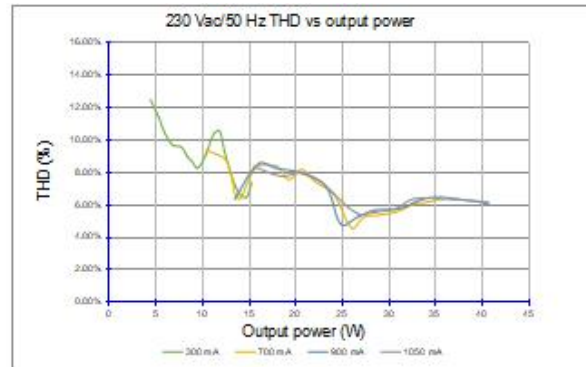


Wiring diagram



- All connections must be as short as possible to ensure good EMI performance.
- The luminaire wire should keep a certain distance from the LED power supply and other wires (5 - 10 cm is preferred).
- No secondary switches are allowed.
- Incorrect wiring can damage LED.
- The wire must be well protected against short circuit.

Technical information



It's important to set the output current (AOC value) according to the LED voltage and make sure the power is within 42 W + 5%.

Example of AOC settings

V_LED (Vdc)	AOC_max	P_out (W)
52	300 mA	15.6
52	700 mA	35
46	900 mA	42
40	1050 mA	42